



There when you need us most

Septic and Onsite Products

2024 Edition

St. Louis - (800) 769-7867

Lake of the Ozarks - (573) 374-6444

West Plains - (417) 256-1255

Arkansas - (888) 442-9743

WEBTROL is a division of Weber Industries, Inc.



There when you need us most

Products	Page
Molded Tanks, Risers, Covers, Aeration	3
MicroFAST® by Bio-Microbics	4
RetroFAST® by Bio-Microbics	5
Aqua Safe Aerated Tanks & Replacement Parts	7
Ultraviolet Disinfection & Chlorinator/Dechlorinator	8
Butyl Mastic Sealant, Dual-Wall Pipe	8
Effluent Filters, Screens, Vaults, Sanitees, Clarus Discharge Assembly	9
Float Switches, Brackets, Systems	11
Dose Panels, Control Panels, Alarms	13
Junction Boxes, Distribution & Drop Boxes, Levelers, Seals, Plugs	15
Turf Boxes & Accessories	15-17
PVC Pipe, Cleaners, Primers, Cements	18-32
EZ-Pull Quick Disconnect	33
PVC Couplings, Rubber Grommets, Clamps	33-35
LPP Head Pressure Gauge	34
Ball Valves, PVC Valves, Orifice Shields	34-35
Distribution Valves	36
Drain Pipe & Fittings, Adapters, Tracer Dye, Root Control	37
Netafim Drip Tubing, Valves, Filters	39
Geoflow Drip Tubing, Valves, Filters	39
Disc Meters, Flexible PVC Tubing	40
Electrial Cable & Tape	40
Conduit & Accessories	41-43
Square D Breakers & Breaker Boxes	44
Marking Paint & Wand	44
Drainage Channels and Products	45-46
Index of Part Numbers	47-64



There when you need us most

Infiltrator Injection Molded Tanks Capacity (Gal.) / Compartment / Plumbed / Height / Width / Length

IM5401/P	552 / 1 / Yes / 54.6" / 61.7" / 64.9"
IM10601/P	1094 / 1 / Yes / 54.7" / 62.2" / 127"
IM15301/P	1537 / 1 / Yes / 55" / 62" / 176"
200162-1	Baffle Assembly for IM15301/P
200117-1	Baffle Assembly for IM10601/P

Risers & Covers Description



STARTA18	18" dia adapter Ring
STARTA24	24" dia adapter Ring
24-TAR	24" dia adapter Ring
SNAPPAR-2400	Adapter Ring
SNAPRIS-2402	2" Snap Riser for Infiltrator Tank
SNAPRIS-2406	6" Snap Riser for Infiltrator Tank
SNAPRIS-2412	12" Snap Riser for Infiltrator Tank
IMLID-2400	24" lid/snap Infiltrator tank
CAT4	Brace kit for IM1061/P
CAT4-CM	Brace kit for CM10601/P
CAT4-IM1530	Brace kit for IM1530/P
STAR-18P	Plug cover for use with 18" I.D. dual wall pipe
STAR-24P	Plug cover for use with 24" I.D. dual wall pipe
K850	#10 x 1 1/2" long stainless screws for threaded cover (pkg. of 10)
K860	#10 x 3 1/2" long stainless screws for plug cover (pkg. of 10)

Polylok Extend And Lok Description



30130-TL	Polylok Extend and Lok adapter. Inserts into any type 4" spigot connects to 4" Sch 40 PVC baffle tee in a septic tank.
----------	--

Infiltrator TW Risers Description



TWRIS/B2406	6" Riser
TWRIS/B2412	12" Riser

Tuf-Tite Risers Description



12X12-RIS	Tuf-tite 12" inside diameter x 12" riser
12X6-RIS	Tuf-tite 12" inside diameter x 6" riser
16X12-RIS	Tuf-tite 16" inside diameter x 12"
20X12-RIS	20" id x 12" tall
20X6-RIS	20" id x 6" tall
24-RISL	24" Riser Lid
TB-4	Tuf-Tite 4" Baffle tee



Fiberglass Covers Description

17-0275	24" gasketed cover, fits 24" dual wall
17-0342	30" gasketed cover, fits 30" dual wall

Supplemental Air Description

LIXOR-0.5	Lixor .5 Subm Aeration system
LIXOR-1.0	Lixor 1.0 Subm Aeration system
LIXOR2.0	Lixor 2.0 Subm Aeration system

*Add P for panel options



There when you need us most

**MicroFAST® by Bio- Treatment Capacity / Minimum Total Tank Volume
Microbics / Minimum Tank Inside Dimensions**




MCF0.5	500 GPD / 800 Gallons / 60"L x 31"W x 59"H
MCF0.625	625 GPD / 1,250 Gallons / 60"L x 49 1/4"W x 59"H
MCF0.75	750 GPD / 1,250 Gallons / 60"L x 49 1/4"W x 59"H
MCF0.9	900 GPD / 1,250 Gallons / 60"L x 49 1/4"W x 59"H
MCF1.5	1,500 GPD / 1,875 Gallons / 86"L x 49 1/4"W x 58"H
MCF3.0*	3,000 GPD **
MCF4.5*	4,500 GPD **
MCF9.0*	9,000 GPD **
**	Tanks Available - Contact Factory

**MicroFAST
Wastewater
Treatment System
Mounted in a
Infiltrator Tank**

Description / Treatment Capacity / Tank Volume

MCF0.5-IM2/P	500 GPD / 1,060 Gallons - 2 Compartment
MCF0.5-IM1530	500 GPD / 1,530 Gallons - 2 Compartment
MCF0.5X2-IM1530	(2) MCF0.5 in IM15302/P Tank
MCF0.625-IM	625 GPD / 1,060 Gallons - 1 Compartment
MCF0.625-IM1530	625 GPD / 1,530 Gallons - 2 Compartment
MCF0.75-IM	750 GPD / 1,060 Gallons - 1 Compartment
MCF0.75-IM15302	750 GPD / 1,530 Gallons - 2 Compartment
34G300	3" dia. round plastic vent for a MicroFAST wastewater treatment system
34G600	6" dia. round plastic vent for a MicroFAST wastewater treatment system



**MicroFAST
Wastewater
Treatment System
Mounted in a
Concrete Tank**

Description / Treatment Capacity / Tank Volume

MCF0.5-C12	500 GPD / 1,250 Gallons - 2 Compartment
MCF0.5-C15	500 GPD / 1,500 Gallons - 2 Compartment
MCF0.625-C15	625 GPD / 1,500 Gallons - 2 Compartment
MCF0.75-C15	750 GPD / 1,500 Gallons - 2 Compartment
MCF0.9-C15	900 GPD / 1,500 Gallons - 2 Compartment
MCF1.5-C15	1,500 GPD / 1,500 Gallons - 1 Compartment
PR2012	Poly riser extension for the settling chamber, 20" dia. x 12" tall
34G300	3" dia. round plastic vent for a MicroFAST wastewater treatment system
34G600	6" dia. round plastic vent for a MicroFAST wastewater treatment system.



Topp Ind. Basins

Custom Consult Factory

Poly Basins

Description

M24001	18" x 30" Indoor Poly Basin
B32001RRTUB	Struct Foam 24" x 36"
E-C24F	Top discharge struct foam
PPFBH	Stainless Steel, Float Bracket Holder

Replacement Parts for MicroFAST Systems



	Description
020-1/3HPGA	1/3 HP replacement blower for a 500 through 900 GPD wastewater treatment system.
020-1/2HP1PHFU	1/2 replacement blower for a 1,500 GPD wastewater treatment system.
030-FE13	Replacement air filter element for a 500 through 900 GPD wastewater treatment system.
030-FE12	Replacement air filter element for a 1,500 GPD wastewater treatment system.
035-CPB110AMI	Control panel for a 500 GPD through 1,500 GPD wastewater treatment system. Includes timer. 110V
040-PRS32	Pressure switch for a 500 GPD through 1,500 GPD wastewater treatment system. Prior to 2014

Control Panel Boards

	Description
110.1-110VCB	FAST 120V Control Board
110.1-220VCB	FAST 220V Control Board
112-CP22015	Panel for MCF3.0 and larger



RetroFAST® by Bio- Microbics

	Volume/Module / (L x W x H)(Inches)
RTF0.125	125 GPD, Supplemental Aeration of Septic
RTF0.25	250 GPD / 36 x 28 x 36
RTF0.375	375 GPD / 36 x 40 x 36

Supports (Legs) for RetroFAST



Description

RTF4S

Four supports that add a maximum of 24" to the height of the RetroFast Unit to align the outlet of RetroFAST System with the outlet of tank. Supports can be cut to fit outlet height. Mounting hardware included.

Replacement Parts for RetroFAST Systems



Description

020-1/4HPAS

1/4 HP replacement blower for a Retrofast wastewater treatment system.



030-FE13

Replacement air filter element for a Retrofast wastewater treatment system.

HighStrengthFAST® by Bio-Microbics

Consult Factory



BIOBARRIER

Description

BIOB0.5	Biobarrier 0.5 Mbr
BIOB1.0	Biobarrier 1.0 Mbr
BIOB1.5	Biobarrier 1.5 Mbr

HighStrength BioBarrier

Consult Factory



FOGHOG™ by Bio-Microbics Fat, Oil & Grease Interceptors

Flow Thru Module / Grease Cap. / Tank Footprint (Inches) (L x W x H) / Lid Size (Inches) (L x W x H)

FH-20	FH-20 / 20 GPM / 40 lbs. / 28 1/2 x 18 1/4 x 14 3/4 / 32 x 21 x 3/4
FH-35	FH-35 / 35 GPM / 70 lbs. / 30 1/4 x 22 3/4 x 15 / 34 x 27 x 3/4
FH-50	FH-50 / 50 GPM / 100 lbs. / 30 1/4 x 22 3/4 x 22 3/16 / 34 x 27 x 3/4
FH-75	FH-75 / 75 GPM / 150 lbs. / 37 11/16 x 26 15/16 x 19 1/2 / 31 x 41 1/2 x 3/4
FH-100	FH-100 / 100 GPM / 200 lbs. / 37 11/16 x 26 15/16 x 26 1/4 / 31 x 41 1/2 x 3/4



Aqua Safe Aerated Tank Units (Fiberglass)

Description

AS500EZ	5' 6" dia. x 6' 4" height to bottom of dome - 500 GPD aeration treatment unit
AS500LEZ	6' dia. x 5' 0" height to bottom of dome - 500 GPD aeration treatment unit
AS600EZ	6' dia. x 6' 4" height to bottom of dome - 600 GPD aeration treatment unit
AS600LEZ	6' dia. x 5' 0" height to bottom of dome - 600 GPD aeration treatment unit
AS750EZ	6' 9" dia. x 6' 4" height to bottom of dome - 750 GPD aeration treatment unit
AS1000EZ	6' 9" dia. x 8' 2" height to bottom of dome - 1000 GPD aeration treatment unit
AS500L5+75 TRIO	500 GPD AS 5 + 75 TRIO
ET2015	4' dia. x 6' 4" height to bottom of dome - 500 gallon pre-treatment tank
ET2111	4' 6" dia. x 6' 4" height to bottom of dome - 750 gallon pump tank
ET2180	5' 6" dia. x 6' 4" height to bottom of dome - 1000 gallon pump tank



Replacement Parts for Aqua Safe Aeration Wastewater Treatment Systems

Description



HP80	Compressor for AS500EZ & AS600EZ aeration treatment units.
HP800143	Compressor for AS600EZ aeration treatment units.
HP120	Compressor for AS700EZ aeration treatment units.
5002	High/low pressure switch for Aqua Safe aeration treatment units.
5390	Air intake filter for HP80 compressors.
HP80 REPAIR KIT	Diaphragm kit for repair
HP120 REPAIR KIT	Diaphragm kit for repair
4003.2	Aqua-Safe Aerator Housing Riser
AT05-101-G215DX	Rotary Vane Compressor



**Residential
Ultraviolet
Disinfection Unit**

Description

Product Code	Description
PL-UV1	UV light 3-6 GPM effluent
PL-UVSA	Cannister Housing for PL-UV1
UV3GAC	Salcor UV Disinfection Unit



**Chlorinator/Dechlori
nator Tablet Feeder
& Tablets**

Description

Product Code	Description
LF1000	500 GPD Bio-Dynamic chlorination/dechlorination tablet feeder.
IT-2000	Bio-Dynamic chlorination/dechlorination tablet feeder.
64S318-M	Bio-Sanitizer chlorination tablets, 2 5/8" dia. x 13/16" thick, 25 lb. container.
64S319-M	Bio-Neutralizer dechlorination tablets, 2 5/8" dia. x 13/16" thick, 25 lb. container.



**Butyl Mastic
Sealant**

Description

Product Code	Description
C156-15145	Butyl mastic sealant 1" width x 3/4" thick (approximately) x 14 1/2' length.



Dual-Wall Pipe

Description

Product Code	Description
18GFNP	18" ID dual-wall pipe cut to length.
18GFNP20	18" ID x 20' dual-wall pipe.
24GFNP	24" ID dual-wall pipe cut to length.
24GFNP20	24" ID x 20' dual-wall pipe.
32DP30	30" ID dual-wall pipe cut to length.
32DP3020	30" ID x 20' dual-wall pipe.



Polylok Effluent Filters

Description

PL122	Contains a ball check valve in the bottom that prevents flow from the tank to the absorption field during cleaning of effluent filter. Filter has 1/16" filtration slots. Does not require a 4" effluent baffle tee.
PL68	1/16" filtration slots. Installs in a 4" effluent baffle tee.
PL-525	Deluxe/commercial effluent filter. Contains a ball check valve in the bottom that prevents flow from the tank to the absorption field during cleaning of effluent filter. Filter has 1/16" filtration slots. Does not require a 4" effluent baffle tee. Rated flow 10,000 GPD.
A1801	1/16" filtration slots. Installs in a 4" effluent baffle tee.
A1801-10	Case of A1801 effluent filters (10 per case)



Clarus Effluent Filters

Description

170-0078	1/16" filtration slots. Installs in a 4" effluent baffle tee. Contains a secondary filter that remains in place while primary filter is being cleaned.*
170-0078-10	Case of 170-0078 effluent filters (10 per case)*



Sim/Tech Effluent Filter

Description

STF-110	1/16" triangular bristle, which more than doubles the filtering surface, with no uniform holes or slots that can allow similar size and shape matter to pass through or plug. Installs in a 4" sanitary tee or effluent baffle tee.
STF-130	Changing sleeve tool for above filter. Tool prevents flow from the tank to the absorption field while the filter is being cleaned.



Sim/Tech Pressure Filter

Description

STF-100A2	Pressure system filter with stainless steel screen. Installs easily into discharge pipe of effluent pump in pump tank. The vortex scrubbing action helps keep the filter clean. 1/16" filtration 2" inlet and 2" outlet. Max. PSI - 60
------------------	--



SANITEES

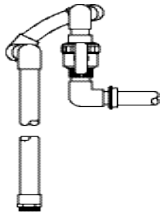
Description

SNT416	4" Sanitee X 1/16" slot	4" x 1/16"
SNT418	4" Sanitee x 1/8" slot	4" x 1/8"
SNT818	8" Sanitee x 1/8" slot	8" x 1/8"
SNT838	8" x 3/8" Sanitee Filter	8" x 3/8"
SNT1618	18" Sanitee Filter	16" x 3/8"
SNT1638	38" Sanitee Filter	16" x 3/8"

Clarus Discharge Assembly

Pipe Dia.

170-0158	1" for use with 4" turbine effluent pumps (185' TDH max.)
170-0082	1 1/4" for use with 4" turbine effluent pumps (185' TDH max.)
170-0159	2" for use with 4" turbine effluent pumps (185' TDH max.)
170-0148	1 1/4" for use with 4" turbine effluent pumps with TDH higher than 185'.
170-0083	1 1/4" for use with non turbine effluent pumps



Clarus Filtered STEP Vault For 4" Turbine Effluent Pumps

Overall Length

5041-0001*	60"
5041-0025	66"
5041-0026	72"
5041-0027	78"
5041-0028	84"
5041-0029	90"
5041-0030	96"



SimTech Effluent Screens

Description

STF-1548	SimTech 15" X 48" effluent screen
-----------------	-----------------------------------



Clarus Filtered STEP Vault

Description

5040-0001	Filtered STEP vault suspends 34" below top of tank in an 18" or larger tank opening. Provides 1/16" filtration up to 18.4 GPM or 3,100 GPD. For use with an effluent pump. Requires 60" overall outside height of tank.
------------------	---

NO VAULT

Description

STF-NV06	No Vault Pump Filter
-----------------	----------------------

Float Switches (For use with pumps)

Description

10WD	Mechanical float, 15amp, 10' cord, No plug
20WD	Mechanical float, 15amp, 20' cord, No plug
10JSDWOP	Mercury activated float switch (gray) w/10' cord w/o plug. Rated 1/2 HP 115V / 1 HP 230V. For low turbulence applications. Not for use with contactors. FLA 13
10WD1P	Mechanically activated float switch, wide angle with 10 ft. cord and 115v plug. FLA 20
10WD2P	Mechanically activated float switch, wide angle with 10 ft. cord and 230v plug. FLA 20
20WD1P	Mechanically activated float switch, wide angle with 20 ft. cord and 115v plug. FLA 20
10WVD1P	Mechanically activated float switch with vertical float for installations with limited lateral (side) movement, w/10' cord and 115V plug. Float is not sensitive to turbulence. Adjustable pumping range from 3/4" to 4". Rated 1HP 115V. FLA 20
20VMWOP	Mechanically activated float switch (black) with vertical float for installations with Adjustable pumping range from 3/4" to 6 1/2". Rated 1/2 HP 115V / 1 HP 230V. limited lateral (side) movement (in a filtered STEP vault, effluent screen, pump FLA 13basin/chamber), w/20' cord w/o plug. Float is not sensitive to turbulence.
20DFD1WOP	Mercury activated double float switch (gray/black) for a more accurate on/off operation with 20' cord w/o plug. Rated 1 HP 115V. FLA 15
20DFD2WOP	Mercury activated double float switch (gray/black) for a more accurate on/off operation with 20' cord w/o plug. Rated 2 HP 230V. FLA 15
AI15AVD1P	Alarm Vertical float, built in sensor switch
10HTMDWOP	High Temperature Mechanical Float Switch
10JSDWOP	Float Switch Pump Down with 10' cord
10JSUWOP	Float Switch Pump Up with 10' cord
10MAWENO	Milli Amp Float Sw 1 amp
10WVDIP	Vertical pump down 10ft. w/plug
15PMD1WP	Pumpmaster Pump switch. 1 HP 115V
30PMDWOP	Mechanical float switch 1HP 115V, 2HP/ 230V



Control Panel Switches



Description

10MAPCNO

Float Switches for control panels with contractor control. With 10ft. cord w/o plug. Wide angels for greater ranges

20MAPCNO

Float Switches for control panels with contractor control. With 20ft. cord w/o plug. Wide angels for greater ranges

EZ CONNEX SYSTEM

Float Switches

(For use with alarms or controls)



Description

10MPCNO

Alarm sensor mercury float switch (black) w/10' cord w/o plug. For controls and alarms. 5 amps maximum. Will adjust to a 1" differential. FLA 5

20MPCNO

Alarm sensor mercury float switch (black) w/20' cord w/o plug. For controls and alarms. 5 amps maximum. Will adjust to a 1" differential. FLA 5

POTABLE WATER SWITCH

Description

15PMWPSWE

30 ft Potable Water Switch Pump Up/ Pmp down

30PMWPSWE

16 ft Potable Water Switch Pump Up/ Pmp down

Float Mounting Bracket & Clamp



Description

FPLB3

Stainless Steel, 3 Hole L type bracket w/cord grips

FPTB4

Stainless Steel, 4 Hole T type bracket w/cord grips

1008569

Float Mounting Bracket & Clamp assembly, SJ Rhombus

2000556

Float Mounting Bracket & Clamp assembly, Alderon

STF-JHOOK

Float Cord Hook

STF-BTPS-1.25

Bowtie Pipe stand

STF-106FTB-125

Float tree bracket 1.25"

Snapper Adjustable Float System



Description

SNP02

Snapper System with two float rods

SNP04

Snapper System with four float rods

Octopus Adjustable Float System

Description

OCT50

Octopus System with adjustable floats



Timed Dose Panels

Description

TD1W114H10P18A	SJE Rhomus Time Dose with mounting posts
TD1W914H-18A	SJE Rhomus Rated at 1 HP at 120V FLA 7-15
TD1W114H-18A	SJE Rhomus Rated at 2 HP at 120/208/230V FLA 7-15
DTD1W114H	SJE Rhomus Duplex time dose panel
DTD61W511H4*17A	SJE Rhomus Duplex td panel, 208/230/460/ 3PH
1024641	SJE Rhombus Led Bulb for Time Dose panel
ATD1W114H	Alderon Rated at 2 HP at 120/208/230V FLA 7-15



Touch Pad Demand Dose Panels

(with touch pad and LED display)

Description

AID1315TC	Alderon Duplex Time Dose 115, 230V
------------------	------------------------------------



Time/ Demand dose

Description

IFS21W114H8AC	Simplex (1-pump) rated at 120/208/240V FLA 7-15
IFS41W114H8AC	Duplex (2-pumps) rated 120/240V FLA 7-15
PPCP1111	Power Post Time Dose Monitor 115V



Drip Irrigation Touch Pad Timed Dose Panel (with touch pad control & LED Display)

Description

1018134	Simplex (1-pump) rated at 120V FLA 7-15
SVLV-100	1" MPT solenoid valve 24 volt AC for automatic flushing

Pump Control Panels

Description



W4P23AV3112

Simplex pump panel 12 amp

W4P23AV3117

Simplex panel for 120/230v pumps up to 17 amps. With pump and alarm disconnect circuit breaker, weatherproof enclosure and audio/visual alarm and test/silence switch. Comes with 3 10ft. floats. Coil voltage 120v.



1121W120H

For pumps rated between 16-20 amps. With weatherproof enclosure and audio/visual alarm with test/normal/silence switch. Comes with alarm and pump floats. Pump voltage 120/208/240V.

1121W114H

For pumps rated between 8-15 amps. With disconnect circuit breaker, weatherproof enclosure and audio/visual alarm with test/normal/silence switch. Comes with alarm and pump floats. Pump voltage 120/208/240V.

1110W120X

For pumps rated between 16-20 amps. With weatherproof enclosure. Pump voltage 120/208/240V. Float switch sold separately.

Alarms

Description



TAXT-01HTB

Outdoor/indoor audio/visual high level alarm with test/normal/silence switch. Includes float switch with 15' cord and mounting clamp. Operates on 120V

TAAB-01H

Indoor alarm audio/visual high level alarm with test/silence switch and 9V battery backup. Includes a mechanical float switch with 15' cord and mounting clamp. Operates on 120V.

1011422

Indoor alarm audio/visual high level alarm with test/silence switch and 9V battery backup. Includes a mercury float switch with 15' cord and mounting clamp. Operates on 120V.

W4A10AV11

Alarm - Outdoor alarm with float switch

AI15AVD1P

Indoor Alarm with Vertical float, sensor switch



Junction Boxes (Gasketed)

Description / Hub Size

JB444-1H-3R8	4" x 4" x 4" box - designed for 1 pump and 2 floats / 1"
JB444-3R8	4" x 4" x 4" box - designed for 1 pump and 2 floats / 1 1/2"
JB444-1H-4R8	4" x 4" x 4" box - designed for 1 pump and 3 floats / 1"
JB444-4R8	4" x 4" x 4" box - designed for 1 pump and 3 floats / 1 1/2"
JB664-5R8	6" x 6" x 4" box - designed for 1 pump and 4 floats / 2"
JBP	6" x 6" x 4" box with cord seal and 120V receptacle for piggy-back float / 2"



Cord Connectors For Junction Boxes

Description / Cable Size

RCC-8	1/2" Thread / 18/2 - 14/3
RCC-12	3/4" Thread / 14/2 - 10/3



Distribution Boxes & Drop Box

Description

173-0001	Clarus 6 hole Tru-Flow splitter with leveling system
6HD2	Tuf-Tite 6 hole distribution box with cover (not shown)
7HD2	Tuf-Tite 7 hole distribution box with cover
9HD2	Tuf-Tite 9 hole distribution box with cover (not shown) {Not Permitted in Missouri}
DB6	Tuf-Tite 4 hole drop box with cover
B4	Riser for 7HD2 distribution box (not shown)
B1	Riser for DB6 drop box (not shown)



Levelers, Seals, & Plugs

Description

PL3049	Polylok weir type leveler
SL-4	Tuf-Tite speed leveler
S35	Tuf-Tite seal ring for 4" SDR 35 pipe
S40	Tuf-Tite seal ring for 4" Sch 40 pipe
P10	Tuf-Tite plug for unused holes

Valve / Turf Boxes

Description



34V600	7" turf box with cover
34V621	Cover for 7" turf box
34V1002	10" turf box with cover
34V1812	Valve box with cover 18" L x 12" W x 12" H
34V2115	Valve box with cover 21" L x 15" W x 12" H (not shown)
34V3017	Valve box with cover 30" L x 17" W x 18" H (not shown)

Infiltrator Chambers And Accessories

Description



Q4EQ24LP	Quick 4 15" W x 48" L x 8" H chamber - swivel connection turns
Q4EQ24LPE	End cap for Q4EQ24LP chamber
Q4EQ24	Quick 4 15" W x 48" L x 11" H chamber - swivel connection turns up to 15 degrees right or left.
Q4EQ24E	End cap for Q4EQ24 chamber
Q4EQ36	Quick 4 22" W x 48" L x 13 1/2" H chamber - swivel connection turns up to 15 degrees right or left.
Q4EQ36E	End cap for Q4EQ36 chamber
Q4STD	Quick 4 34" W x 48" L x 12" H chamber - swivel connection turns up to 15 degrees right or left.
Q4STDE	End cap for Q4STD chamber
Q4+EQ36LP	Quick 4 plus standard chamber low profile 24"
Q4+A1E	Quick 4 plus endcap low profile
Q4+STD	Quick 4 plus std chamber 34" wide
Q4+STDLP	Quick 4 plus standard chamber low profile 34" wide
Q4HC	Quick 4 High Capacity Chamber 34" wide x 16" high
Q4HCE	Quick 4 High Capacity End Cap



Sock Pipe (Gravel-less)

Description

100020GLP	10" dia. x 20' long leachbed pipe with coupler
EC10	End cap for 10" gravel-less pipe
T100B	Blind T for 10" gravel-less pipe
OS104	10" dia. x 4" dia. offset adapter with gasket for 10" gravel-less pipe
32GL0820	8" dia. x 20' long leachbed pipe with coupler
32F2808	End cap for 8" gravel-less pipe
32F3408	Blind T for 8" gravel-less pipe
32F38084	8" dia. x 4" dia. offset adapter with gasket for 8" gravel-less pipe



EZ Flow Absorption Systems

Description

EZ1201	12 1/2" dia. x 10' long single-pipe system (with filter fabric)
EZ1202	12 1/2" dia. x 10' long double-pipe system (with filter fabric)
EZ1001P-LP	10 1/2" dia. EZ Flow for LPP systems (with filter fabric)
EZ4PLUG	End plug for EZ Flow systems
IC04	Coupling for EZ Flow systems
EZ4T	Tee for EZ Flow systems



PVC Pipe Cutters

Description

HL48	1 1/2"
HL48B	Replacement blade for 1 1/2" PVC pipe cutter
HL48SP	Replacement spring set for 1 1/2" PVC pipe cutter
HL50	2"
HL50B	Replacement blade for 2" PVC pipe cutter
HL50SP	Replacement spring set for 2" PVC pipe cutter



PVC Sch 40 Pipe

Description / Size / Length



35X104-9	Schedule 40 PVC - belled end / 1" / 20'
35X1041-9	Schedule 40 PVC - belled end / 1 1/4" / 20'
35X1042-9	Schedule 40 PVC - belled end / 1 1/2" / 20'
35X1043-9	Schedule 40 PVC - belled end / 2" / 20'
35P3040-9C10	Schedule 40 PVC cellular core - plain end / 3" / 10'
35P3040-9C	Schedule 40 PVC cellular core - plain end / 3" / 20'
35P3040-9PE20	Schedule 40 PVC - plain end / 3" / 20'
35P3040-9SB20	Schedule 40 PVC - belled end / 3" / 20'
35P4040-9C10	Schedule 40 PVC cellular core - plain end / 4" / 10'
35P4040-9C	Schedule 40 PVC cellular core - plain end / 4" / 20'
35P4040-9P10	Schedule 40 PVC - belled end / 4" / 10'
35P4040-9P	Schedule 40 PVC - belled end / 4" / 20'
35P6040-9C10	Schedule 40 PVC cellular core- plain end / 6" / 10'
35P6040-9C	Schedule 40 PVC cellular core- plain end / 6" / 20'
35P6040-9P10	Schedule 40 PVC - belled end / 6" / 10'
35P6040-9P	Schedule 40 PVC - belled end / 6" / 20'



PVC SDR 35 Sewer Pipe

Description / Size / Length



35P4035-9SB	SDR 35 - belled end / 4" / 10'
35P4035-9S	SDR 35 - belled end with gasket / 4" / 14'
35P6035-9SB	SDR 35 - belled end / 6" / 10'
35P6035-9S20	SDR 35 - belled end with gasket / 6" / 20'
35P8035-9S20	SDR 35 - belled end with gasket / 8" / 20'

PVC 2729 Sewer Drain Pipe

Description / Size / Length



35P4029-9SB	2729 solid - belled end / 4" / 10'
--------------------	------------------------------------



**Sch 40 PVC DWV
Sanitary Tees - Hub
x Hub x Hub**

	Size
34D533-9	3"
34D534-9	4"
34D536-9	6"
34D5742-9	Sch 40 PVC Reducer Sani-Tee 4' x 2"
34D5743-9	Sch 40 PVC Reducer Sani-Tee 4" x 3"



**Sch 40 PVC DWV
Tees - Hub x Hub x
Hub**

	Size
34D593-9	3"
34D594-9	4"
34D596-9	6"



**Sch 40 PVC DWV
Tees - 2 Way
Cleanout - Hub x
Hub x Hub**

	Size
34D613-9	3"
34D614-9	4"
34D616-9	6" Sch 40 DWV Tee, 2 way cleanout



**Sch 40 PVC DWV
Couplings - Hub x
Hub**

	Size
34D113-9	3"
34D114-9	4"
34D116-9	6"



**Sch 40 PVC DWV 90
Degree Elbows -
Hub x Hub**

	Size
34D353-9	3"
34D354-9	4"
34D356-9	6"



**Sch 40 PVC DWV 90
Degree Street
Elbows - Hub x
Spigot**

	Size
34D383-9	3"
34D384-9	4"
34D386-9	6"



**Sch 40 PVC DWV 60
Degree Elbows -
Hub x Hub**

	Size
34D343-9	3"
34D344-9	4"



**Sch 40 PVC DWV 45
Degree Elbows -
Hub x Hub**

	Size
34D303-9	3"
34D304-9	4"
34D306-9	6"



**Sch 40 PVC DWV 45
Degree Street
Elbows - Hub x
Spigot**

	Size
34D323-9	3"
34D324-9	4"
34D326-9	6"



**Sch 40 PVC DWV 22
1/2 Degree Elbows -
Hub x Hub**

	Size
34D283-9	3"
34D284-9	4"
34D286-9	6"



**Sch 40 PVC DWV 22
1/2 Degree Street
Elbows - Hub x
Spigot**

	Size
34D293-9	3"
34D294-9	4"



**Sch 40 PVC DWV
Wyes - Hub x Hub x
Hub**

	Size
34D463-9	3"
34D464-9	4"
34D466-9	6"



**Sch 40 PVC DWV
Reducer Wyes -
Hub x Hub x Hub**

	Size
34D4742-9	Sch 40 PVC Reducer Wye 4" x 2"
34D4743-9	Sch 40 PVC Reducer Wye 4" x 3"
34D4764-9	6" x 6" x 4"



**Sch 40 PVC DWV U-
Bend - Hub x Hub**

	Size
34D732-9	2"
34D733-9	3"
34D734-9	4"



**Sch 40 PVC DWV
Caps - Hub**

	Size
34D143-9	3"
34D146-9	6"



**Sch 40 PVC DWV
Cleanout Adapters -
Spigot x FPT**

	Size
34D673-9	3"
34D674-9	4"



**Sch 40 PVC DWV
Cleanout Adapters -
Hub x FPT**

	Size
34D193-9	3"
34D194-9	4"

**Sch 40 PVC DWV
Cleanout Plugs -
MPT**



	Size
34D683-9	3"
34D684-9	4"

**Sch 40 PVC DWV to
SDR 35 Adapter
Bushings - Spigot x
Hub**



	Size
34D164-9	4"
34D900-9	4" x 3" Spigot Closet Flange

**Sch 40 PVC DWV to
SDR 35 Adapter
Couplings - Hub x
Hub**



	Size
34D234-9	4"

**Sch 40 PVC DWV
Reducer Couplings -
Hub x Hub**



	Size
34D1332-9	3" x 2"
34D134-9	4" x 3"
34D136-9	6" x 4"

**Sch 40 PVC DWV
Reducer Bushings -
Spigot x Hub**



	Size
34D1543-9	4" x 3"
34D1564-9	6" x 4"

**SDR 35 PVC
Sanitary Tees - Hub
x Hub x Hub**



	Size
34S534-9	4"
34S536-9	6"



**SDR 35 PVC Tees -
Hub x Hub x Hub**

Size

34S594-9	4"
34S596-9	6"



**SDR 35 PVC Tees -
2 Way Cleanout -
Hub x Hub x Hub**

Size

34S614-9	4"
-----------------	-----------



**SDR 35 PVC
Couplings - Hub x
Hub**

Size

34S114-9	4"
34S116-9	6"



**SDR 35 PVC 90
Degree Elbows -
Hub x Hub**

Size

34S354-9	4"
34S356-9	6"



**SDR 35 PVC 90
Degree Street
Elbows - Hub x
Spigot**

Size

34S384-9	4"
34S386-9	6"



**SDR 35 PVC 45
Degree Elbows -
Hub x Hub**

Size

34S304-9	4"
34S306-9	6"



**SDR 35 PVC 45
Degree Street
Elbows - Hub x
Spigot**

Size

34S324-9	4"
-----------------	-----------



**SDR 35 PVC 22 1/2
Degree Elbows -
Hub x Hub**

Size

34S284-9	4"
-----------------	-----------

34S286-9	6"
-----------------	-----------



**SDR 35 PVC 22 1/2
Degree Street
Elbows - Hub x
Spigot**

Size

34S294-9	4"
-----------------	-----------



**SDR 35 PVC Wyes -
Hub x Hub x Hub**

Size

34S464-9	4"
-----------------	-----------

34S466-9	6"
-----------------	-----------



**SDR 35 PVC Caps -
Hub**

Size

34S144-9	4"
-----------------	-----------

34S146-9	6"
-----------------	-----------



**SDR 35 PVC
Cleanout Adapters -
Spigot x FPT**

Size

34S674-9	4"
-----------------	-----------



**SDR 35 PVC
Cleanout Adapters -
Hub x FPT**

Size

34S194-9	4"
-----------------	-----------



**SDR 35 PVC
Cleanout Plug -
MPT**

Size

34S684-9	4"
-----------------	----



**SDR 35 PVC
Reducer Coupling -
Hub x Hub**

Size

34S1264-9	6" x 4"
------------------	---------



**SDR 35 PVC
Reducer Bushing -
Spigot x Hub**

Size

34S1564-9	6" x 4"
------------------	---------



**SDR 35 PVC
Downspout Adapter -
Hub x Hub**

Size

34S233-9	4" x (3" x 2")
-----------------	----------------



**Sch 40 PVC 90
Degree Elbows -
Slip x Slip**

Size

35X401-9	3/4"
35X300-9	1"
35X505-9	1 1/4"
35X560-9	1 1/2"
35X523-9	2"
35X350-9	3"
35X752-9	4"
35X930-9	2 1/2"



**Sch 40 PVC 90
Degree Street
Elbows - Slip x
Spigot**

Size

35X409-9	3/4"
35X307-9	1"
35X497-9	1 1/4"
35X564-9	1 1/2"
35X539-9	2"
35X351-9	3"



**Sch 40 PVC 90
Degree Elbows -
Slip x FPT**

	Size
35X412-9	3/4"
35X312-9	1"
35X513-9	1 1/4"
35X561-9	1 1/2"



**Sch 40 PVC 90
Degree Street
Elbows - Slip x MPT**

	Size
35X313-9	1"
35X514-9	1 1/4"
35X562-9	1 1/2"



**Sch 40 PVC 45
Degree Elbows -
Slip x Slip**

	Size
35X413-9	3/4"
35X305-9	1"
35X515-9	1 1/4"
35X563-9	1 1/2"
35X536-9	2"
35X352-9	3"



**Sch 40 PVC 45
Degree Street
Elbows - Slip x
Spigot**

	Size
35X498-9	1 1/4"
35X565-9	1 1/2"
35X529-9	2"
35X353-9	3"



**Sch 40 PVC Tees -
Slip x Slip x Slip**

Size

35X402-9	3/4"
35X301-9	1"
35X507-9	1 1/4"
35X550-9	1 1/2"
35X522-9	2"
35X354-9	3"
35X768-9	4"



**Sch 40 PVC
Reducer Tees - Slip
x Slip x Slip**

Size

35X331-9	1" x 1" x 1/2"
35X314-9	1" x 1" x 3/4"
35X543-9	1 1/4" x 1 1/4" x 1/2"
35X510-9	1 1/4" x 1 1/4" x 3/4"
35X501-9	1 1/4" x 1 1/4" x 1"
35X557-9	1 1/2" x 1 1/2" x 3/4"
35X551-9	1 1/2" x 1 1/2" x 1"
35X552-9	1 1/2" x 1 1/2" x 1 1/4"
35X521-9	2" x 2" x 1"
35X527-9	2" x 2" x 1 1/4"
35X528-9	2" x 2" x 1 1/2"
35X355-9	3" x 3" x 1 1/4"
35X356-9	3" x 3" x 1 1/2"
35X357-9	3" x 3" x 2"
35X929-9	2 1/2" X 2 1/2" X 1 1/4"
35X931-9	2 1/2" x 2 1/2" X 1 1/2"



**Sch 40 PVC Tees -
Slip x Slip x FPT**

Size

35X415-9	3/4"
35X323-9	1"
35X503-9	1 1/4"
35X555-9	1 1/2"

**Sch 40 PVC
Reducer Tees - Slip
x Slip x FPT**



	Size
35X328-9	1" x 1" x 1/2"
35X327-9	1" x 1" x 3/4"
35X490-9	1 1/4" x 1 1/4" x 1/2"
35X491-9	1 1/4" x 1 1/4" x 3/4"
35X502-9	1 1/4" x 1 1/4" x 1"
35X556-9	1 1/2" x 1 1/2" x 3/4"
35X553-9	1 1/2" x 1 1/2" x 1"
35X554-9	1 1/2" x 1 1/2" x 1 1/4"
35X592-9	2" x 2" x 1"
35X593-9	2" x 2" x 1 1/4"
35X594-9	2" x 2" x 1 1/2"

**Sch 40 PVC
Crosses - Slip x Slip
x Slip x Slip**



	Size
35X414-9	3/4"
35X325-9	1"
35X517-9	1 1/4"
35X568-9	1 1/2"

**Sch 40 PVC LPP
Fittings**



	Size / Type
34D3615-9	1 1/2" hub x hub / Sweep elbow
34D6715-9	1 1/2" FPT x hub / Cleanout body
34D6815-9	1 1/2" MPT / Cleanout plug

**Sch 40 PVC
Threaded Plugs**



	Size
35X452-9	1/2" MPT
35X420-9	3/4" MPT
35X329-9	1" MPT
35X516-9	1 1/4" MPT
35X589-9	1 1/2" MPT

**Sch 40 PVC
Couplings - Slip x
Slip**



	Size
35X403-9	3/4"
35X302-9	1"
35X508-9	1 1/4"
35X570-9	1 1/2"
35X520-9	2"
35X358-9	3"
35X540-9	4"

**Sch 40 PVC
Reducer Couplings -
Slip x Slip**



	Size
35X316-9	1" x 3/4"
35X519-9	1 1/4" x 1"
35X571-9	1 1/2" x 1 1/4"
35X559-9	2" x 1 1/2"
35X359-9	3" x 2"
35X380-9	4" x 3"

**Sch 40 PVC Male
Adapters - MPT x
Slip**



	Size
35X399-9	1/2"
35X400-9	3/4"
35X303-9	1"
35X500-9	1 1/4"
35X576-9	1 1/2"
35X524-9	2"

**Sch 40 PVC
Reducer Male
Adapters - MPT x
Slip**



	Size
35X315-9	3/4" x 1"
35X310-9	1" x 3/4"
35X574-9	1" x 1 1/4"
35X493-9	1 1/4" x 1"
35X499-9	1 1/4" x 1 1/2"
35X578-9	1 1/2" x 1 1/4"
35X577-9	1 1/2" x 2"
35X535-9	2" x 1 1/2"

**Sch 40 PVC Female
Adapters - Slip x
FPT**

Size



35X450-9	1/2"
35X404-9	3/4"
35X304-9	1"
35X509-9	1 1/4"
35X575-9	1 1/2"
35X525-9	2"

**Sch 40 PVC
Reducer Female
Adapters - Slip x
FPT**

Size



35X451-9	1/2" x 3/4"
35X416-9	3/4" x 1/2"
35X417-9	3/4" x 1"
35X309-9	1" x 3/4"
35X319-9	1" x 1 1/2"

**Sch 40 PVC Fitting
Adapters - Spigot x
FPT**

Size



35X321-9	1"
35X492-9	1 1/4"
35X588-9	1 1/2"



**Sch 40 PVC
Reducer Bushings -
Spigot x Slip**

	Size
35X418-9	3/4" x 1/2"
35X322-9	1" x 1/2"
35X408-9	1" x 3/4"
35X504-9	1 1/4" x 3/4"
35X506-9	1 1/4" x 1"
35X582-9	1 1/2" x 3/4"
35X580-9	1 1/2" x 1"
35X581-9	1 1/2" x 1 1/4"
35X542-9	2" x 1"
35X534-9	2" x 1 1/4"
35X537-9	2" x 1 1/2"
35X360-9	3" x 1 1/2"
35X361-9	3" x 2"
35X382-9	4" x 2"
35X383-9	4" x 3"
35X386-9	6" x 4"
35X932-9	2 1/2" X 1 1/4"



**Sch 40 PVC
Reducer Bushings -
Spigot x FPT**

	Size
35X419-9	3/4" x 1/2"
35X317-9	1" x 1/2"
35X308-9	1" x 3/4"
35X495-9	1 1/4" x 1/2"
35X511-9	1 1/4" x 3/4"
35X518-9	1 1/4" x 1"
35X583-9	1 1/2" x 3/4"
35X584-9	1 1/2" x 1"
35X579-9	1 1/2" x 1 1/4"
35X541-9	2" x 1"
35X548-9	2" x 1 1/4"
35X549-9	2" x 1 1/2"



**Sch 40 PVC Caps -
Slip**

	Size
35X407-9	3/4"
35X306-9	1"
35X530-9	1 1/4"
35X585-9	1 1/2"
35X558-9	2"
35X362-9	3"
35X544-9	4"
35X933-9	2 1/2"



**Sch 40 PVC Caps -
FPT**

Size

35X406-9	3/4"
35X326-9	1"
35X532-9	1 1/4"
35X587-9	1 1/2"



**Sch 80 PVC Unions -
Slip x Slip**

Size

35X411-9	3/4"
35X311-9	1"
35X512-9	1 1/4"
35X921-9	1 1/2"
35X951-9	2"



**Sch 80 PVC Unions -
FPT x FPT**

True Union check valves and gate valves

35X863-9	1"
35X895-9	1 1/4"
35X925-9	1 1/2"
35X955-9	2"

**PVC Cleaner,
Primer, Cement and
Sealants**

Description / Size



35X108-CP	PVC cleaner / Pint
35X108-C	PVC cleaner / Quart
35X0943-M	PVC primer / Pint
35X0944-M	PVC primer / Quart
35X109-SP	PVC solvent cement / Pint
35X109-SG	PVC pipe cement Gallon can
35X109-S	PVC solvent cement / Quart
35X111-S	PVC Wet/Dry cement 1/2 pint
35X111-SP	PVC Wet/Dry cement 1 pint
35X111-SQ	PVC Wet/Dry cement, blue, quart
35X099-M	Teflon tape / 1/2" wide x 520" long
35X100-M	Teflon tape / 3/4" wide
35X097-M	Teflon thread sealant / Pint "oatey"
35X114-M	Teflon thread sealant/ 1/4 pint
35X090-M	Silicone sealant - clear / 10 oz. cartridge
35X0945-M	kopr-cote compound/ 1 gallon
35X096-M	Pipe joint compound/ 1/2 pint
35X098-M	Teflon thread sealant/ pint can



**Caulking Gun with
Seal Puncture Tool**

Description

26P100-M	Hex rod, frame style
-----------------	----------------------



EZ-Pull Quick Disconnect

Size

EZP125	1 1/4" FPT
EZP15	1 1/2" FPT
EZP20	2" FPT



EZ-Puller Tool

Description

EZPLR07	Ez Puller Complete Tool
EZPLRN07	EZ Puller Tip only



PVC Compression Couplings

Description

35X151-9	Fits 1" schedule 40 pipe
35X152-9	Fits 1 1/4" schedule 40 pipe
35X144-9	Fits 1 1/2" schedule 40 pipe
35X145-9	Fits 2" schedule 40 pipe
35X146-9	Fits 4" schedule 40 pipe



Flexible Repair Couplings

Size

1056-075	3/4" PVC
1056-100	1" PVC
1056-125	1 1/4" PVC
1056-150	1 1/2" PVC
1056-22	2" PVC
1056-33	3" PVC
1056-44	4" PVC
1056-43	4" x 3" PVC
1056-42	4" x 2" PVC
1056-415	4" x 1 1/2" PVC
1056-66	6" PVC
1056-64	6" x 4" PVC
1056-63	6" x 3" PVC
1002-44	4" PVC x 4" clay
1002-64	4" PVC x 6" clay
1002-66	6" PVC x 6" clay



Flexible Hose Clamp Driver

Description

35S100-M	Flexible shaft bends up to 90 degrees for those hard to reach places. No-slip grip handle and reversible socket for driving 1/4" & 5/16" hose clamp screw heads.
-----------------	--



Rubber Grommets

Size

99S075-M	3/4"
99S100-M	1"
99S125-M	1 1/4"
99S150-M	1 1/2"
99S200-M	2"
99S300-M	3"
99S400-M	4"
99S600-M	6"



LPP Head Pressure Gauge

Description

81X115-M	Measures up to 5 1/2 feet of head. 1" MPT bottom distribution. Includes a heavy duty carrying case.
----------	---



PVC Full Port Ball Valves - Slip x Slip

Size

79X203-9	3/4"
79X201-9	1"
79X202-9	1 1/4"
79X204-9	1 1/2"
79X205-9	2"
79X206-9	2 1/2" Ball valve



PVC Gate Valves - Slip x Slip

Size

79X281-9	1"
79X282-9	1 1/4"
79X283-9	1 1/2"
79X284-9	2"



Orifice Shields

Description

5055-0001	3" dia. solid top fits 3/4" pipe when orifices point up
5055-0002	3" dia. solid top fits 1" pipe when orifices point up
5055-0003	4" dia. solid top fits 1 1/4" pipe when orifices point up
5055-0004	4" dia. solid top fits 1 1/2" pipe when orifices point up
5055-0005	3" dia. slotted top fits 3/4" pipe used when orifices point down
5055-0006	3" dia. slotted top fits 1" pipe used when orifices point down
5055-0007	4" dia. slotted top fits 1 1/4" pipe used when orifices point down
5055-0008	4" dia. slotted top fits 1 1/2" pipe used when orifices point down





PVC Valves

Description

SEP-OTHER382	2 way Flow splitter 4"
BRVKIT	Bull run valve with 28" key and 4" female adapter with plug. Designed to manually direct flow to absorption fields.
1520-12	1 1/4" slip swing check valve
1520-15	1 1/2" slip swing check valve
1520-20	2" slip swing check valve
30-0100	1 1/2" slip Tri-check check valve (ball valve, check valve, union)
30-0101	2" slip Tri-check check valve (ball valve, check valve, union)
30-0102	1 1/2" slip check valve with union
30-0103	2" slip check valve with union



Ball check Valves

Description

79X165-M	D/I Ball check valve 1 1/4"
79X166-9	PVC Ball check valve 2" npt
79X167-M	D/I Ball check valve 2" npt



Spring check Valves

Description

CV-S-200	2" Spring check valve
CVB-150	Check valves True Unions



Distribution Valves

Description

4402-RCW*	Automatic 2 zone valve with 1 1/4" slip inlet and (4) 1 1/4" slip outlets.
4403-RCW*	Automatic 3 zone valve with 1 1/4" slip inlet and (4) 1 1/4" slip outlets.
4404-RCW*	Automatic 4 zone valve with 1 1/4" slip inlet and (4) 1 1/4" slip outlets.
4605-RCW	Automatic 6 zone valve with 1 1/4" slip inlet and (5) 1 1/4" slip outlets.
4606-RCW	Automatic 6 zone valve with 1 1/4" slip inlet and (6) 1 1/4" slip outlets.
4402-CAM*	Interchangeable cam for 2 zone operation.
4403-CAM*	Interchangeable cam for 3 zone operation.
4404-CAM*	Interchangeable cam for 4 zone operation.
4605-CAM	Interchangeable cam for 5 zone operation.
4606-CAM	Interchangeable cam for 6 zone operation.
PDS-DV-6-4-2	Automatic 2 zone valve with 1 1/2" FPT inlet and (4) 1 1/2" slip outlets.
PDS-DV-6-4-3	Automatic 3 zone valve with 1 1/2" FPT inlet and (4) 1 1/2" slip outlets.
PDS-DV-6-4-4	Automatic 4 zone valve with 1 1/2" FPT inlet and (4) 1 1/2" slip outlets.
PDS-DV-6-6-5	Automatic 5 zone valve with 1 1/2" FPT inlet and (6) 1 1/2" slip outlets.
PDS-DV-6-6-6	Automatic 6 zone valve with 1 1/2" FPT inlet and (6) 1 1/2" slip outlets.
PDS-6-4-2-CAM	Interchangeable cam for 2 zone operation.
PDS-6-4-3-CAM	Interchangeable cam for 3 zone operation.
PDS-6-4-4-CAM	Interchangeable cam for 4 zone operation.
PDS-6-6-5-CAM	Interchangeable cam for 5 zone operation.
PDS-6-6-6-CAM	Interchangeable cam for 6 zone operation.



Drain Pipe & Fittings

Description

030100SF	3" Corrugated/perforated pipe w/knitted sock (100 ft coil)
32F2803	Split end cap for 3" corrugated pipe
IC03	Internal snap coupler for 3" corrugated pipe
32F2603	Elbow for 3" corrugated pipe
32F3303	Tee for 3" corrugated pipe
040100SF	4" corrugated/perforated pipe w/knitted sock (100 ft coil)
040100MH	4" Perforated drain pipe - 100' coil
040010PF	4" Perforated drain pipe - 10' lengths
32F2804	Split end cap for 4" corrugated pipe
IC04	Internal snap coupler for 4" corrugated pipe
SN04	External snap coupler for 4" drain pipe
E04	Elbow for 4" drain pipe
T0444	Tee for 4" drain pipe



Corrugated to SDR 35 Adapter

Description

P674	4" corrugated insert x 4" SDR 35 spigot
-------------	---



SDR 35 PVC Downspout Adapter- Hub x Hub

Size

34S233-9	4" x (3" x 2")
-----------------	----------------



Tracer dye

Description

101103	Fluorescent red, 5/8" tablets, 200 tablets per bottle
---------------	---



Root X Foaming Root Control

Description

RSC2	2 Pound jar, treats approximately 50' of 4" pipe
-------------	--





There when you need us most



Netafim Drip Tubing Description / GPH / Emitter Spacing (In.) / Length & Fittings (Ft.)

08WRAM.6-24V-5	Tubing / 0.62 / 24 / 500
08WRAM.9-24V-5	Tubing / 0.9 / 24 / 500
TLCOUP	Insert coupling
TLELL	Insert elbow
TL050MA	1/2" MPT x insert
TL075MA	3/4" MPT x insert
LTSLIP-600	Lockslip adapter - compression x 3/4" spigot - 1/2" slip
PDS-LF-E	Compression elbow
PDS-LF-T	Compression tee



Netafim Pressure Regulator For Drip Irrigation Systems

Description / PSI / GPM

PRV075HF20	3/4" FPT x 3/4" MPT / 20 / 3.5-20
PRV075HF45	3/4" FPT x 3/4" MPT / 45 / 3.5-20
PRV15020	1 1/2" MPT x 1 1/2" MPT / 20 / 7-40
PRV15045	1 1/2" MPT x 1 1/2" MPT / 45 / 7-40
PDS-PR-100-MF	1" FPT x 1" FPT / 20 / 2-20



Netafim Disc Filter For Drip Irrigation Systems

Description / GPM

DF100-140	1" MPT x 1" MPT - 140 mesh / 5-26
25A48-140	1" MPT x 1" MPT - 140 mesh / 10-35
DF150-140	1 1/2" MPT x 1 1/2" MPT - 140 mesh / 10-35
DF200-140	2" MPT x 2" MPT - 140 mesh / 40-120
DFR150140	Replacement filter ring set for 1" & 1 1/2" MPT filters - 140 mesh
DFR200140	Replacement filter ring set for 2" MPT filters - 140 mesh



Geoflow Drip Tubing & Fittings **Description / GPH / Emitter Spacing (In.) / Length (Ft.)**

WFPC16-2-24	Tubing / 0.5 / 24 / 500
WF PLAIN	Blank tubing / 100
LTSLIP-600	Lockslip adapter - compression x 3/4" spigot - 1/2" slip
LTMPT-600	Lockslip adapter 3/4" MPT x compression
LTC-600	Lockslip compression coupling



Geoflow Pressure Regulator For Drip Irrigation Systems **Description / PSI / GPM**

PMR50-MF	1" FPT x 1" FPT / 50 / 2-20
PDS-PR-100-MF	1" FPT x 1" FPT / 20 / 2-20



Geoflow Disc Filter **Description / GPM**

APBIOD150	1.5" Geoflow Disc Filter
APBIODISCART-150	1.5" Bio Disc Cartridge



Geoflow Mesh Vortex Filter For Drip Irrigation Systems **Description / GPM**

AP4E-.75F	3/4" MPT x 3/4" MPT 150 mesh vortex filter / 4-11
AP4E-1F	1" Vortex Filter, 6" length
AP4E-1F-5	1" MPT x 1" MPT 150 mesh vortex filter / 7-28 5" long
AP-SCR-.75/1F	5" Replacement filter screen for 3/4" and 1" 150 mesh vortex filters
AP-SCR-1F-6	6" Replacement filter screen for 1" 150 mesh vortex filters

Geoflow Auto Flush Panels and Headworks **Consult Factory**



Air/Vacuum Relief Valve For Drip Irrigation Systems **Description / GPM**

65ARIA075	3/4" MPT
65ARIA100	1" MPT
PDS-VB-100	1" MPT with a shradder valve to check the pressure in the system.
65ARIA2	2" MPT



Disc (Flow) Meters

Description / GPM

25PN	Badger, thermoplastic disc meter, 3/4" NPS x 7 1/2" long / .50-15
25PN-1	Badger, thermoplastic disc meter, 1"
MM3-1	Multi-Jet bronze flow meter, 1" NPT x 7 1/2" long / 1-20



Flexible PVC Tubing

Description



PVC34FLEX	PVC Flex Tubing .75id x100'
PVC12FLEX	1/2" PVC flexible tubing for end connections on drip systems. 100 Ft. coils

Electric Cable

Description



76S102G-5UF	10 gauge 2 conductor with ground direct bury cable - 500' roll
76S122G-25UF	12 gauge 2 conductor with ground direct bury cable - 250' roll
76S122G-5UF	12 gauge 2 conductor with ground direct bury cable - 500' roll
76S142G-25UF	14 gauge 2 conductor with ground direct bury cable - 250' roll
76S142G-5UF	14 gauge 2 conductor with ground direct bury cable - 500' roll
CJ20V-1207	12 gauge 7 conductor direct bury cable - cut to length
CJ20V-1209	12 gauge 9 conductor direct bury cable - cut to length
CJ20V-1212	12 gauge 12 conductor direct bury cable - cut to length
CJ20V-1407	14 gauge 7 conductor direct bury cable - cut to length
CJ20V-1409	14 gauge 9 conductor direct bury cable - cut to length
CJ20V-1412	14 gauge 12 conductor direct bury cable - cut to length



Electrical & Rubber Tape

Description



74S104-M1	Economy electrical tape 3/4" x 66'
74S104-M	Electrical tape 3/4" x 66'
74S101-M	Super 33 brand electrical tape 3/4" x 66'
74S115-M	Rubber splicing tape 1" x 30'
74S105-M	Pipe wrap tape 2" x 100'



There when you need us most

**Non-Metallic
Flexible Conduit**



Size / Length

80X165-M	1/2" / 200'
80X165-1	1/2" / Cut to length
80X167-M	3/4" / 100'
80X167-1	3/4" / Cut to length
80X169-M	1" / 100'
80X169-1	1" / Cut to length

**Non-Metallic Sch 40
PVC Rigid Conduit**



Size / Length

80X265-9	1/2" / 10'
80X267-9	3/4" / 10'
80X269-9	1" / 10'

**Connectors for Non-
Metallic Flexible
Conduit**



Size / Type

80X170-9	1/2" / Snap coupling
80X171-9	1/2" / Snap in connector
80X172-9	1/2" / Threaded connector
80X151-M	1/2" / Steel conduit locknut
80X278-9	1/2" / Plastic conduit bushing
80X175-9	3/4" / Snap coupling
80X176-9	3/4" / Snap in connector
80X177-9	3/4" / Threaded connector
80X152-M	3/4" / Steel conduit locknut
80X288-9	3/4" / Plastic conduit bushing
80X180-9	1" / Snap coupling
80X181-9	1" / Snap in connector
80X182-9	1" / Threaded connector
80X153-M	1" / Steel conduit locknut
80X298-9	1" / Plastic conduit bushing

Fittings for Non-Metallic Sch 40 Rigid Conduit

Size / Type



80X270-9	1/2" / Coupling - slip
80X271-9	1/2" / Female adapter - slip x FPT
80X272-9	1/2" / Male adapter - slip x MPT
80X273-9	1/2" / 90 degree sweep elbow
80X275-9	1/2" / 90 degree pulling elbow
80X276-9	1/2" / LB pulling tee
80X277-9	1/2" / LB side outlet 90 degree pulling elbow
80X278-9	1/2" / Plastic conduit bushing
80X274-9	1/2" / LB 90 degree pulling elbow
80X151-M	1/2" / Steel conduit locknut
80X280-9	3/4" / Coupling - slip
80X281-9	3/4" / Female adapter - slip x FPT
80X282-9	3/4" / Male adapter - slip x MPT
80X283-9	3/4" / 90 degree sweep elbow
80X285-9	3/4" / 90 degree pulling elbow
80X286-9	3/4" / LB pulling tee
80X287-9	3/4" / LB side outlet 90 degree pulling elbow
80X288-9	3/4" / Plastic conduit bushing
80X284-9	3/4" / LB 90 degree pulling elbow
80X152-M	3/4" / Steel conduit locknut
80X290-9	1" / Coupling - slip
80X291-9	1" / Female adapter - slip x FPT
80X292-9	1" / Male adapter - slip x MPT
80X293-9	1" / 90 degree sweep elbow
80X296-9	1" / LB pulling tee
80X297-9	1" / LB side outlet 90 degree pulling elbow
80X298-9	1" / Plastic conduit bushing
80X294-9	1" / LB 90 degree pulling elbow
80X153-M	1" / Steel conduit locknut



Romex Clamp Box Connectors

Size

80X155-M	1/2"
80X157-M	3/4"



PVC Junction Boxes

Size

1008546	4" W x 4" L x 4" H
1008548	6" W x 6" L x 4" H



Conduit Clamps

Size / Type

80X191-M	1/2" / One hole conduit strap
80X196-M	1/2" / Two hole conduit strap
80X201-M	1/2" / Conduit hanger
80X186-M	1/2" / Conduit nail hook
80X192-M	3/4" / One hole conduit strap
80X197-M	3/4" / Two hole conduit strap
80X202-M	3/4" / Conduit hanger
80X193-M	1" / One hole conduit strap
80X198-M	1" / Two hole conduit strap
80X203-M	1" / Conduit hanger



Heat Shrink Tubing

Size

77S122-M	3/8" dia. x 24" long - clear - #10 - 14 wire
----------	--



Butt Connectors

Size

74S100-M	#10 - 16 wire
74C115-M	#10 - 12 wire with heat shrink
74C116-M	#14 - 16 wire with heat shrink



Fork Terminal - Nylon Insulated

Size

74C156-M	#14 - 16 wire, #6 stud
74C155-M	#10 - 12 wire, #8 stud



Crimping and Cutting Pliers

74X103-M	Sta-kon Pliers
----------	----------------



Square D Disconnect Breaker Boxes

Description

80X235-M	Indoor circuit breaker box - breaker not included
80X236-M	Outdoor circuit breaker box - breaker not included



Square D Breakers

Description

80X241-M	15 amp 1 pole
80X242-M	20 amp 1 pole
80X221-M	15 amp 2 pole
80X222-M	20 amp 2 pole
80X223-M	30 amp 2 pole



Fluorescent Marking Paint

Color / Size

26P200-M	Orange / 17 oz. can
-----------------	---------------------
















Marking Wand

Description

26P210-M	Marking wand for spray paint
-----------------	------------------------------

Plastic Wide Channel Drain & Accessories

Description

	34C404	Channel drain 5" wide x 3 3/4" deep x 4' long. Grate not included.
	34C410	Channel drain 5" wide x 3 3/4" deep x 10' long. Grate not included.
	34C438	Channel drain 5" wide x 3 3/4" deep 45 degree elbow with grate.
	34C433	Channel drain 5" wide x 3 3/4" deep 90 degree elbow with grate.
	34C450	Channel drain 5" wide x 3 3/4" deep tee with grate.
	34C444	Channel drain 5" wide x 3 3/4" deep cross with grate.
	34C427	Coupling for 5" wide channel drain.
	34C426	End cap for 5" wide channel drain.
	34C428	End cap for 5" wide channel drain with a 3" socket and 4" spigot sewer and drain connection.
	34C420	Bottom outlet adapter for 5" wide channel drain with a 3" socket and 4" spigot sewer and drain connection and an outlet strainer. Grate not included.
	34C402	Grate for 5" wide channel drain, 2' Long for medium-duty vehicular traffic. Gray color. Requires 4 screws per grate, sold separately.
	34C429	Support brace for 5" wide channel drain.
	34C425	Stainless steel flat head screw, #6 x 1 1/4" long for channel drain installations.



Drainage Products

Description

Drainage Products	Description
34G430	3" pop-up drain with 90 degree elbow. Fits 3" and 4" sewer and drain and corrugated pipe.
34G300	3" dia. round plastic vent for a MicroFAST wastewater treatment system
34G400	4" round grate fits 4" sewer and drain and corrugated pipe. Green color.
34G600	6" dia. round plastic vent for a MicroFAST wastewater treatment system
34G313	3" round atrium grate fits 3" sewer and drain and corrugated pipe. Gray color.
34G413	4" round atrium grate fits 4" sewer and drain and corrugated pipe. Gray color.
34G613	6" round atrium grate fits 6" sewer and drain and corrugated pipe. Gray color.
34G608	6" square grate fits 3" and 4" sewer and drain and corrugated pipe. Gray color.
34G703	7 1/2" square grate fits 6" round catch basin and 6" sewer and drain and corrugated pipe.
34B622	6" round double outlet catch basin with universal outlet adapters. Fits 3" and 4" sewer and drain and corrugated pipe.
34B1225	12" square catch basin kit with two openings. Includes catch basin, grate (green color), two universal offset outlets and one plug. Fits 3" and 4" sewer and drain and corrugated pipe.
34B1200	12" square plastic grate for medium-duty vehicular traffic. Green color
34G1211	12" square plastic atrium grate. Black color.
34G434	3" and 4" universal offset outlet. Fits 3" and 4" sewer and drain and corrugated pipe. Use with 12" catch basin.



There when you need us most

Index

Part Number	Page Number
020-1/2HP1PHFU	5
020-1/3HPGA	5
020-1/4HPAS	6
030100SF	37
030-FE12	5
030-FE13	5
030-FE13	6
035-CPB110AMI	5
040010PF	37
040100MH	37
040100SF	37
040-PRS32	5
08WRAM.6-24V-5	38
08WRAM.9-24V-5	38
100020GLP	17
1002-44	33
1002-64	33
1002-66	33
1008546	43
1008548	43
1008569	12
101103	37
1011422	14
1018134	13
1024641	13
1056-075	33
1056-100	33
1056-125	33
1056-150	33
1056-22	33
1056-33	33
1056-415	33
1056-42	33
1056-43	33
1056-44	33
1056-63	33
1056-64	33
1056-66	33



There when you need us most

Part Number	Page Number
10HTMDWOP	11
10JSDWOP	11
10JSUWOP	11
10MAWENO	11
10MAPCNO	12
10MPCNO	12
10WD	11
10WD1P	11
10WD2P	11
10WVD1P	11
10WVDIP	11
110.1-110VCB	5
110.1-220VCB	5
1110W120X	14
1121W114H	14
1121W120H	14
112-CP22015	5
12x12-RIS	3
12X6-RIS	3
1520-12	35
1520-15	35
1520-20	35
15PMD1WP	11
15PMWPSWE	12
16X12-RIS	3
170-0078	9
170-0078-10	9
170-0082	10
170-0083	10
170-0148	10
170-0158	10
170-0159	10
17-0275	3
17-0342	3
173-0001	15
18GFNP	8
18GFNP20	8
2000556	12
200117-1	3
200162-1	3
20DFD1WOP	11
20DFD2WOP	11
20MAPCNO	12
20MPCNO	12
20VMWOP	11
20WD	11
20WD1P	11
20X12-RIS	3
20X6-RIS	3
24GFNP	8
24GFNP20	8
24-RISL	3
24-TAR	3



There when you need us most

Part Number	Page Number
25A48-140	38
25PN	40
25PN-1	40
26P100-M	32
26P200-M	44
26P210-M	44
30-0100	35
30-0101	35
30-0102	35
30-0103	35
30130-TL	3
30PMDWOP	11
30PMWPSWE	12
32DP30	8
32DP3020	8
32F2603	37
32F2803	37
32F2804	37
32F2808	17
32F3303	37
32F3408	17
32F38084	17
32GL0820	17
34B1200	46
34B1225	46
34B622	46
34C402	45
34C404	45
34C410	45
34C420	45
34C425	45
34C426	45
34C427	45
34C428	45
34C429	45
34C433	45
34C438	45
34C444	45
34C450	45
34D113-9	19
34D114-9	19
34D116-9	19
34D1332-9	22
34D134-9	22
34D136-9	22
34D143-9	21
34D146-9	21
34D1543-9	22
34D1564-9	22
34D164-9	22
34D193-9	21
34D194-9	21



There when you need us most

Part Number	Page Number
34D234-9	22
34D283-9	20
34D284-9	20
34D286-9	20
34D293-9	20
34D294-9	20
34D303-9	20
34D304-9	20
34D306-9	20
34D323-9	20
34D324-9	20
34D326-9	20
34D343-9	20
34D344-9	20
34D353-9	19
34D354-9	19
34D356-9	19
34D3615-9	28
34D383-9	20
34D384-9	20
34D386-9	20
34D463-9	21
34D464-9	21
34D466-9	21
34D4742-9	21
34D4743-9	21
34D4764-9	21
34D533-9	19
34D534-9	19
34D536-9	19
34D5742-9	19
34D5743-9	19
34D593-9	19
34D594-9	19
34D596-9	19
34D613-9	19
34D614-9	19
34D616-9	19
34D6715-9	28
34D673-9	21
34D674-9	21
34D6815-9	28
34D683-9	22
34D684-9	22
34D732-9	21
34D733-9	21
34D734-9	21
34D900-9	22



There when you need us most

Part Number	Page Number
34G1211	46
34G300	4
34G300	46
34G313	46
34G400	46
34G413	46
34G430	46
34G434	46
34G600	4
34G600	46
34G608	46
34G613	46
34G703	46
34S114-9	23
34S116-9	23
34S1264-9	25
34S144-9	24
34S146-9	24
34S1564-9	25
34S194-9	24
34S233-9	25
34S233-9	37
34S284-9	24
34S286-9	24
34S294-9	24
34S304-9	23
34S306-9	23
34S324-9	24
34S354-9	23
34S356-9	23
34S384-9	23
34S386-9	23
34S464-9	24
34S466-9	24
34S534-9	22
34S536-9	22
34S594-9	23
34S596-9	23
34S614-9	23
34S674-9	24
34S684-9	25
34V1002	16
34V1812	16
34V2115	16
34V3017	16
34V600	16
34V621	16



There when you need us most

Part Number	Page Number
35P3040-9C	18
35P3040-9C10	18
35P3040-9PE20	18
35P3040-9SB20	18
35P4029-9SB	18
35P4035-9S	18
35P4035-9SB	18
35P4040-9C	18
35P4040-9C10	18
35P4040-9P	18
35P4040-9P10	18
35P6035-9S20	18
35P6035-9SB	18
35P6040-9C	18
35P6040-9C10	18
35P6040-9P	18
35P6040-9P10	18
35P8035-9S20	18
35S100-M	33
35X090-M	32
35X0943-M	32
35X0944-M	32
35X0945-M	32
35X096-M	32
35X097-M	32
35X098-M	32
35X099-M	32
35X100-M	32
35X1041-9	18
35X1042-9	18
35X1043-9	18
35X104-9	18
35X108-C	32
35X108-CP	32
35X109-S	32
35X109-SG	32
35X109-SP	32
35X111-S	32
35X111-SP	32
35X111-SQ	32
35X114-M	32
35X144-9	33
35X145-9	33
35X146-9	33
35X151-9	33
35X152-9	33



There when you need us most

Part Number	Page Number
35X300-9	25
35X301-9	27
35X302-9	29
35X303-9	29
35X304-9	30
35X305-9	26
35X306-9	31
35X307-9	25
35X308-9	31
35X309-9	30
35X310-9	29
35X311-9	32
35X312-9	26
35X313-9	26
35X314-9	27
35X315-9	29
35X316-9	29
35X317-9	31
35X319-9	30
35X321-9	30
35X322-9	31
35X323-9	27
35X325-9	28
35X326-9	32
35X327-9	28
35X328-9	28
35X329-9	28
35X331-9	27
35X350-9	25
35X351-9	25
35X352-9	26
35X353-9	26
35X354-9	27
35X355-9	27
35X356-9	27
35X357-9	27
35X358-9	29
35X359-9	29
35X360-9	31
35X361-9	31
35X362-9	31
35X380-9	29
35X382-9	31
35X383-9	31
35X386-9	31
35X399-9	29



There when you need us most

Part Number	Page Number
35X400-9	29
35X401-9	25
35X402-9	27
35X403-9	29
35X404-9	30
35X406-9	32
35X407-9	31
35X408-9	31
35X409-9	25
35X411-9	32
35X412-9	26
35X413-9	26
35X414-9	28
35X415-9	27
35X416-9	30
35X417-9	30
35X418-9	31
35X419-9	31
35X420-9	28
35X450-9	30
35X451-9	30
35X452-9	28
35X490-9	28
35X491-9	28
35X492-9	30
35X493-9	29
35X495-9	31
35X497-9	25
35X498-9	26
35X499-9	29
35X500-9	29
35X501-9	27
35X502-9	28
35X503-9	27
35X504-9	31
35X505-9	25
35X506-9	31
35X507-9	27
35X508-9	29
35X509-9	30
35X510-9	27
35X511-9	31
35X512-9	32
35X513-9	26
35X514-9	26
35X515-9	26
35X516-9	28
35X517-9	28
35X518-9	31
35X519-9	29



There when you need us most

Part Number	Page Number
35X520-9	29
35X521-9	27
35X522-9	27
35X523-9	25
35X524-9	29
35X525-9	30
35X527-9	27
35X528-9	27
35X529-9	26
35X530-9	31
35X532-9	32
35X534-9	31
35X535-9	29
35X536-9	26
35X537-9	31
35X539-9	25
35X540-9	29
35X541-9	31
35X542-9	31
35X543-9	27
35X544-9	31
35X548-9	31
35X549-9	31
35X550-9	27
35X551-9	27
35X552-9	27
35X553-9	28
35X554-9	28
35X555-9	27
35X556-9	28
35X557-9	27
35X558-9	31
35X559-9	29
35X560-9	25
35X561-9	26
35X562-9	26
35X563-9	26
35X564-9	25
35X565-9	26
35X568-9	28
35X570-9	29
35X571-9	29
35X574-9	29
35X575-9	30
35X576-9	29
35X577-9	29
35X578-9	29
35X579-9	31



There when you need us most

Part Number	Page Number
35X580-9	31
35X581-9	31
35X582-9	31
35X583-9	31
35X584-9	31
35X585-9	31
35X587-9	32
35X588-9	30
35X589-9	28
35X592-9	28
35X593-9	28
35X594-9	28
35X752-9	25
35X768-9	27
35X863-9	32
35X895-9	32
35X921-9	32
35X925-9	32
35X929-9	27
35X930-9	25
35X931-9	27
35X932-9	31
35X933-9	31
35X951-9	32
35X955-9	32
36F005-1	18
36F007-1	18
36F010-1	18
36F012-1	18
36F015-1	18
36F020-1	18
4003.2	7
4402-CAM*	36
4402-RCW*	36
4403-CAM*	36
4403-RCW*	36
4404-CAM*	36
4404-RCW*	36
4605-CAM	36
4605-RCW	36
4606-CAM	36
4606-RCW	36
5002	7
5040-0001	11
5041-0001*	10
5041-0025	10
5041-0026	10
5041-0027	10
5041-0028	10
5041-0029	10
5041-0030	10



There when you need us most

Part Number	Page Number
5055-0001	34
5055-0002	34
5055-0003	34
5055-0004	34
5055-0005	34
5055-0006	34
5055-0007	34
5055-0008	34
5390	7
64S318-M	8
64S319-M	8
65ARIA075	39
65ARIA100	39
65ARIA2	39
6HD2	15
74C115-M	43
74C116-M	43
74C155-M	43
74C156-M	43
74S100-M	43
74S101-M	40
74S104-M	40
74S104-M1	40
74S105-M	40
74S115-M	40
74X103-M	43
76S102G-5UF	40
76S122G-25UF	40
76S122G-5UF	40
76S142G-25UF	40
76S142G-5UF	40
77S122-M	43
79X165-M	35
79X166-9	35
79X167-M	35
79X201-9	34
79X202-9	34
79X203-9	34
79X204-9	34
79X205-9	34
79X206-9	34
79X281-9	34
79X282-9	34
79X283-9	34
79X284-9	34
7HD2	15



There when you need us most

Part Number	Page Number
80X151-M	41
80X151-M	42
80X152-M	41
80X152-M	42
80X153-M	41
80X153-M	42
80X155-M	43
80X157-M	43
80X165-1	41
80X165-M	41
80X167-1	41
80X167-M	41
80X169-1	41
80X169-M	41
80X170-9	41
80X171-9	41
80X172-9	41
80X175-9	41
80X176-9	41
80X177-9	41
80X180-9	41
80X181-9	41
80X182-9	41
80X186-M	43
80X191-M	43
80X192-M	43
80X193-M	43
80X196-M	43
80X197-M	43
80X198-M	43
80X201-M	43
80X202-M	43
80X203-M	43
80X221-M	44
80X222-M	44
80X223-M	44
80X235-M	44
80X236-M	44
80X241-M	44
80X242-M	44
80X265-9	41
80X267-9	41
80X269-9	41



There when you need us most

Part Number	Page Number
80X270-9	42
80X271-9	42
80X272-9	42
80X273-9	42
80X274-9	42
80X275-9	42
80X276-9	42
80X277-9	42
80X278-9	41
80X278-9	42
80X280-9	42
80X281-9	42
80X282-9	42
80X283-9	42
80X284-9	42
80X285-9	42
80X286-9	42
80X287-9	42
80X288-9	41
80X288-9	42
80X290-9	42
80X291-9	42
80X292-9	42
80X293-9	42
80X294-9	42
80X296-9	42
80X297-9	42
80X298-9	41
80X298-9	42
81X115-M	34
99S075-M	34
99S100-M	34
99S125-M	34
99S150-M	34
99S200-M	34
99S300-M	34
99S400-M	34
99S600-M	34
9HD2	15



There when you need us most

Part Number	Page Number
A1801	9
A1801-10	9
AI15AVD1P	11
AI15AVDIP	14
AID1315TC	13
AP4E-.75F	39
AP4E-1F	39
AP4E-1F-5	39
APBIOD150	39
APBIODISCART-150	39
AP-SCR-.75/1F	39
AP-SCR-1F-6	39
AS1000EZ	7
AS500EZ	7
AS500LEZ	7
AS500LS+75 TRIO	7
AS600EZ	7
AS600LEZ	7
AS750EZ	7
AT05-101-G215DX	7
B1	15
B32001RRTUB	5
B4	15
BIOB1.0	6
BIOB1.5	6
BIOBO.5	6
BRVKIT	35
C156-15145	8
CAT4	3
CAT4-CM	3
CAT4-IM1530	3
CJ20V-1207	40
CJ20V-1209	40
CJ20V-1212	40
CJ20V-1407	40
CJ20V-1409	40
CJ20V-1412	40
CVB-150	35
CV-S-200	35
DB6	15
DF100-140	38
DF150-140	38
DF200-140	38
DFR150140	38
DFR200140	38
DTD1W114H	13
DTD61W511H4*17A	13



There when you need us most

Part Number	Page Number
E04	37
EC10	17
E-C24F	5
ET2015	7
ET2111	7
ET2180	7
EZ CONNEX SYSTEM	12
EZ1001P-LP	17
EZ1201	17
EZ1202	17
EZ4PLUG	17
EZ4T	17
EZP125	33
EZP15	33
EZP20	33
EZPLR07	33
EZPLRN07	33
FH-100	6
FH-20	6
FH-35	6
FH-50	6
FH-75	6
FPFBH	5
FPLB3	12
FPTB4	12
HL48	17
HL48B	17
HL48SP	17
HL50	17
HL50B	17
HL50SP	17
HP120	7
HP120 REPAIR KIT	7
HP80	7
HP80 REPAIR KIT	7
HP800143	7
IC03	37
IC04	17
IC04	37
IFS21W114H8AC	13
IFS41W114H8AC	13
IM10601/P	3
IM15301/P	3
IM5401/P	3
IMLID-2400	3
IT-2000	8
JB444-1H-3R8	15
JB444-1H-4R8	15
JB444-3R8	15
JB444-4R8	15
JB664-5R8	15
JBP	15



There when you need us most

Part Number	Page Number
K850	3
K860	3
LF1000	8
LIXOR-0.5	4
LIXOR-1.0	4
LIXOR2.0	4
LTC-600	39
LTMPT-600	39
LTSLIP-600	38
LTSLIP-600	39
M24001	5
MCF0.5	4
MCF0.5-C12	4
MCF0.5-C15	4
MCF0.5-IM1530	4
MCF0.5-IM2/P	4
MCF0.5X2-IM1530	4
MCF0.625	4
MCF0.625-C15	4
MCF0.625-IM	4
MCF0.625-IM1530	4
MCF0.75	4
MCF0.75-C15	4
MCF0.75-IM	4
MCF0.75-IM15302	4
MCF0.9	4
MCF0.9-C15	4
MCF1.5	4
MCF1.5-C15	4
MCF3.0*	4
MCF4.5*	4
MCF9.0*	4
MM3-1	40
OCT50	12
OS104	17
P10	15
P674	37
PDS-6-4-2-CAM	36
PDS-6-4-3-CAM	36
PDS-6-4-4-CAM	36
PDS-6-6-5-CAM	36
PDS-6-6-6-CAM	36
PDS-DV-6-4-2	36
PDS-DV-6-4-3	36
PDS-DV-6-4-4	36
PDS-DV-6-6-5	36
PDS-DV-6-6-6	36
PDS-LF-E	38
PDS-LF-T	38
PDS-PR-100-MF	38
PDS-PR-100-MF	39
PDS-VB-100	39



There when you need us most

Part Number	Page Number
PL122	9
PL3049	15
PL-525	9
PL68	9
PL-UV1	8
PL-UVSA	8
PMR50-MF	39
PPCP1111	13
PR2012	4
PRV075HF20	38
PRV075HF45	38
PRV15020	38
PRV15045	38
PVC12FLEX	40
PVC34FLEX	40
Q4+A1E	16
Q4+EQ36LP	16
Q4+STD	16
Q4+STDLP	16
Q4EQ24	16
Q4EQ24E	16
Q4EQ24LP	16
Q4EQ24LPE	16
Q4EQ36	16
Q4EQ36E	16
Q4HC	16
Q4HCE	16
Q4STD	16
Q4STDE	16
RCC-12	15
RCC-8	15
RSC2	37
RTF0.125	5
RTF0.25	5
RTF0.375	5
RTF4S	6
S35	15
S40	15
SEP-OTHER382	35
SL-4	15
SN04	37
SNAPPAR-2400	3
SNAPRIS-2402	3
SNAPRIS-2406	3
SNAPRIS-2412	3
SNP02	12
SNP04	12
SNT1618	10
SNT1638	10
SNT416	10
SNT418	10



There when you need us most

Part Number	Page Number
SNT818	10
SNT838	10
STAR-18P	3
STAR-24P	3
STARTA18	3
STARTA24	3
STF-100A2	9
STF-106FTB-125	12
STF-110	9
STF-130	9
STF-1548	10
STF-BTPS-1.25	12
STF-JHOOK	12
STF-NV06	11
SVLV-100	13
T0444	37
T100B	17
TAAB-01H	14
TAXT-01HTB	14
TB-4	3
TD1W114H10P18A	13
TD1W114H-18A	13
TD1W914H-18A	13
TL050MA	38
TL075MA	38
TLCOUP	38
TLELL	38
TWRIS/B2406	3
TWRIS/B2412	3
UV3GAC	8
W4A10AV11	14
W4P23AV3112	14
W4P23AV3117	14
WF PLAIN	39
WFPC16-2-24	39