

2 STAGE CENTRIFUGAL PUMPS

High Head / Stainless Steel Centrifugal Pump

2TC Series

The **Webtrol Stainless Steel Series Centrifugal** are engineered and built for the professional who is interested in quality features and long lasting performance, dependability and value.

Design for the applications where a one stage centrifugal just can't develop the head or pressure needed for the job. These 2 Stage centrifugals deliver smooth, steady performance day after day at high efficiencies which means lower operating cost for you.

To insure that you have no problems at startup and throughout the operation of the pump, every complete pump is thoroughly water tested for performance, electrical draw, noise and vibration.



Features

- **Close Coupled** for smooth transmission of power.
- **304L Stainless Steel** pump case, motor bracket and impeller.
- **Centerline Discharge** provide maximum resistance to misalignment.
- **Non-Overloading Motor** rated for continuous duty throughout the entire operating range.
- **High Operating Efficiency** over a wide range of capacities.
- **Back Pullout Design** for ease of servicing the pump without disturbing the piping system.
- **Mechanical Seal** for maximum reliability and economic value.

Performance

Capacities 5 to 65 GPM
Heads to 240' (103 PSI)

Typical Services

- Deionized Systems
- Reverse Osmosis Systems
- Distribution Systems
- Car Wash Systems
- Liquid Transfer Systems
- Circulation Systems
- Pre-Filter Charge System
- Condensation Systems
- Cooling Tower Systems

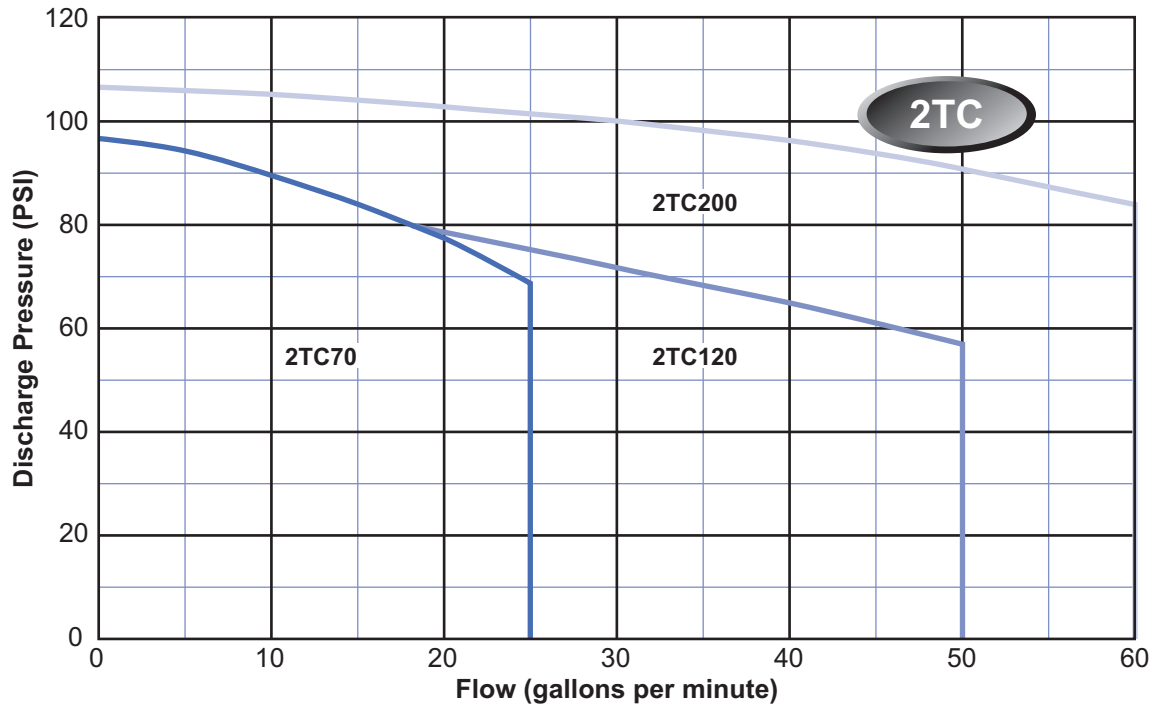
HIGH HEAD, 2 STAGE STAINLESS STEEL, CENTRIFUGAL SPECIFICATIONS



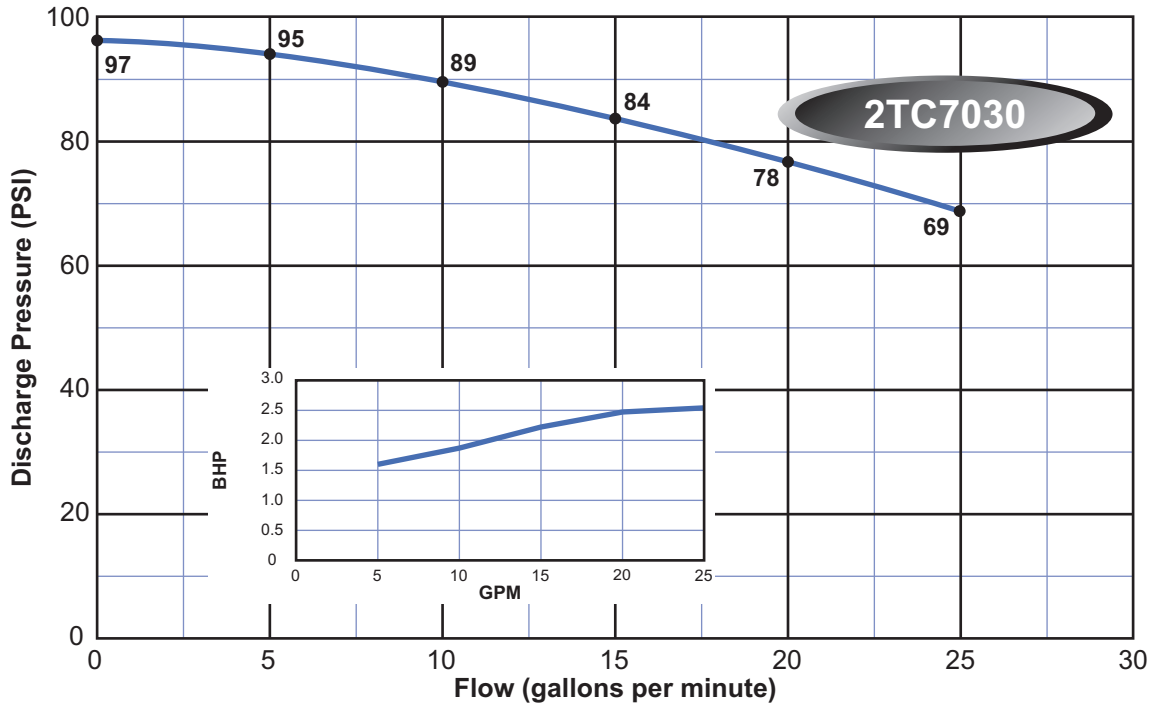
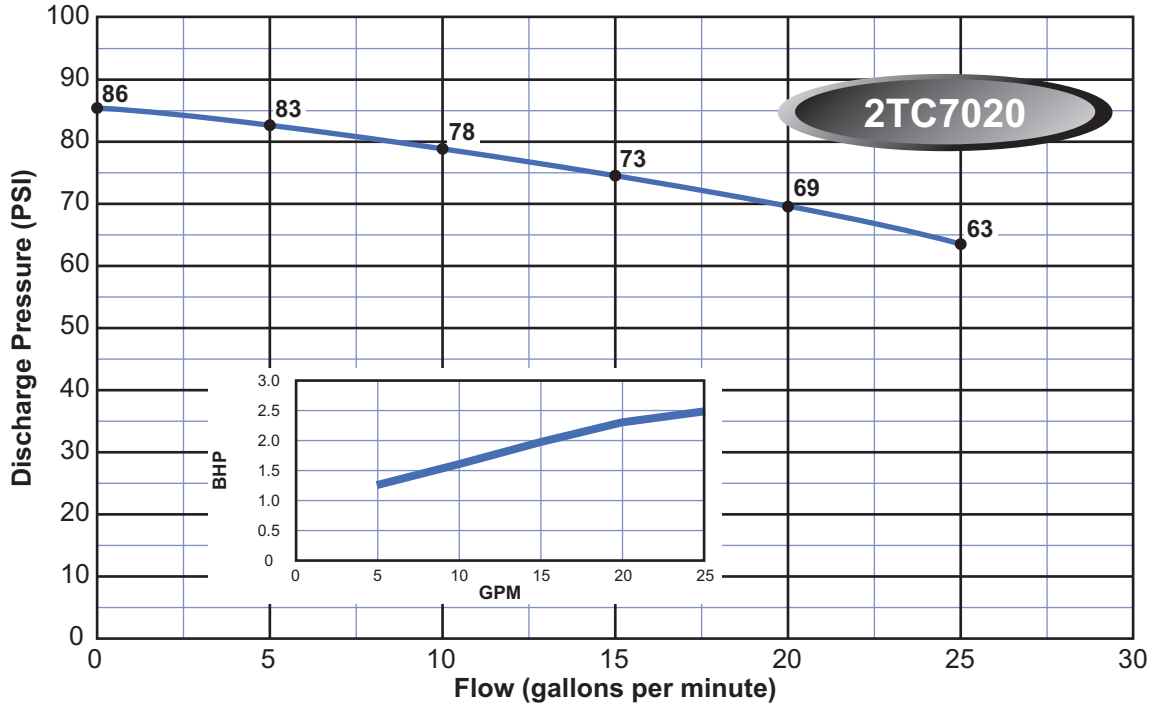
2TC Models

Size:	Suction	2TC7020 1 1/4" NPT
		2TC7030 1 1/4" NPT
		2TC12030 1 1/4" NPT
		2TC20050 1 1/2" NPT
	Discharge	All Models 1" NPT
Liquid Handled:	Type of liquid Clean Water	
	Temperature of Liquid . . . 212 Degrees (F) Max.	
	Max. Working Pressure . . 125 PSI	
Materials:	Casing 304L Stainless	
	Impeller 304L Stainless	
	Shaft 304L Stainless	
	Bracket Aluminum or Cast Iron	
	Mechanical Seal Carbon/Ceramic	
Motor:	Type TEFC/IP55	
	Speed 3450 RPM (2 pole)	
	Phase / Voltage 3 Phase 230/460V	
	Housing Aluminum	
	Rotation Clockwise when viewed from motor end	

2TC SERIES FAMILY CURVES



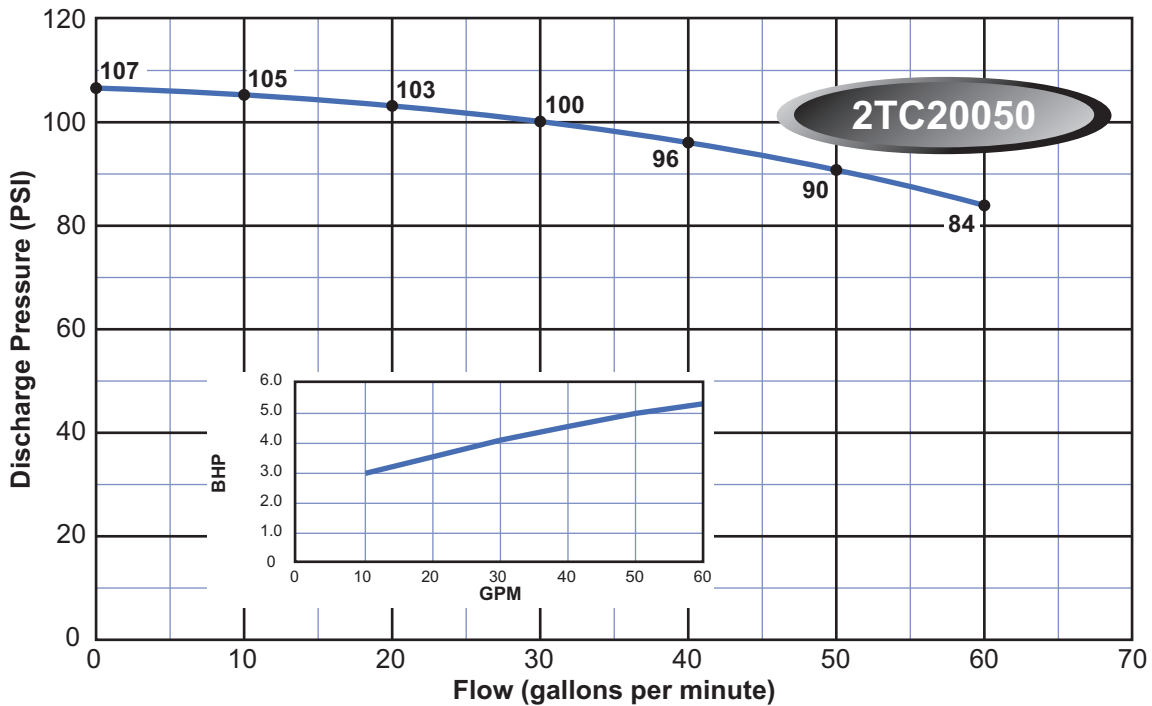
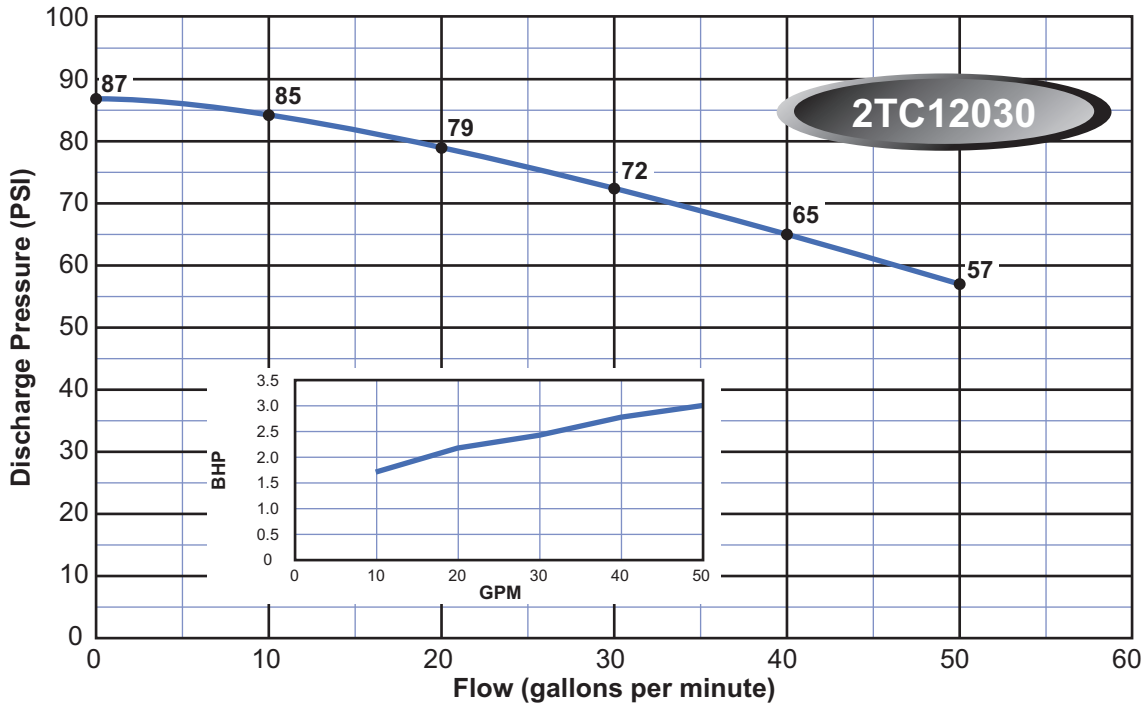
HIGH HEAD, 2 STAGE CENTRIFUGAL CURVES - 2TC Series



Note:

Curves are based on 60 Hz 3450 rpm motors. 50 Hz 2875 rpm curves are available. These curves are for general guidance only, individual pump curves are available upon request. A certified curve may be requested for an additional cost. Webtrol will build pumps to fit your specific needs, contact factory for pricing.

HIGH HEAD, 2 STAGE CENTRIFUGAL CURVES - 2TC Series



Note:

Curves are based on 60 Hz 3450 rpm motors. 50 Hz 2875 rpm curves are available. These curves are for general guidance only, individual pump curves are available upon request. A certified curve may be requested for an additional cost. Webtrol will build pumps to fit your specific needs, contact factory for pricing.