

ME SERIES CENTRIFUGAL PUMPS

Stainless Steel Multistage Centrifugal Pumps

ME Series

The ME Series pumps are compact, quiet, and corrosion resistant making them a dependable choice for continuous duty service.

The quality and performance you expect, along with industry best lead times and personalized service, only from Webtrol!



Features and Benefits

- 316 stainless steel pump
- Close coupled design
- Easy access fill plug sealed with o-ring
- Centerline discharge
- Back pullout design allows for ease of servicing
- NPT(F) suction and outlet ports

Performance

HP Range: .5 to 5 HP, 60Hz

Capacities to 140 GPM

Pressures to 160 PSI

Temperatures to 220 °F

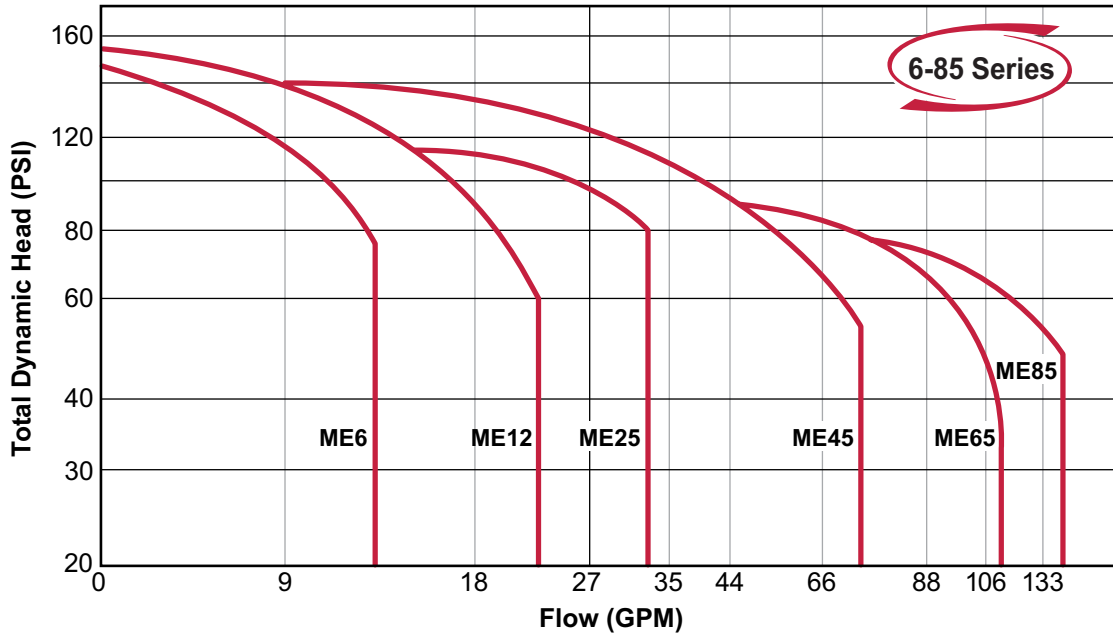
Viscosity to 1.00 cP

Typical Services

- Pressure Boosting
- Ultrapure Water Systems
- Deionized Systems
- Distribution Systems
- Pharmaceutical Services
- Water Reclamation
- Sprinkler & Irrigation
- General Pump Applications
- Beverage Processing
- Parts Washers
- Cooling Towers
- Liquid Transfer
- Heat Exchangers
- Car Washes
- Spray Systems
- Scrubbers
- Poultry Farming

ME Series

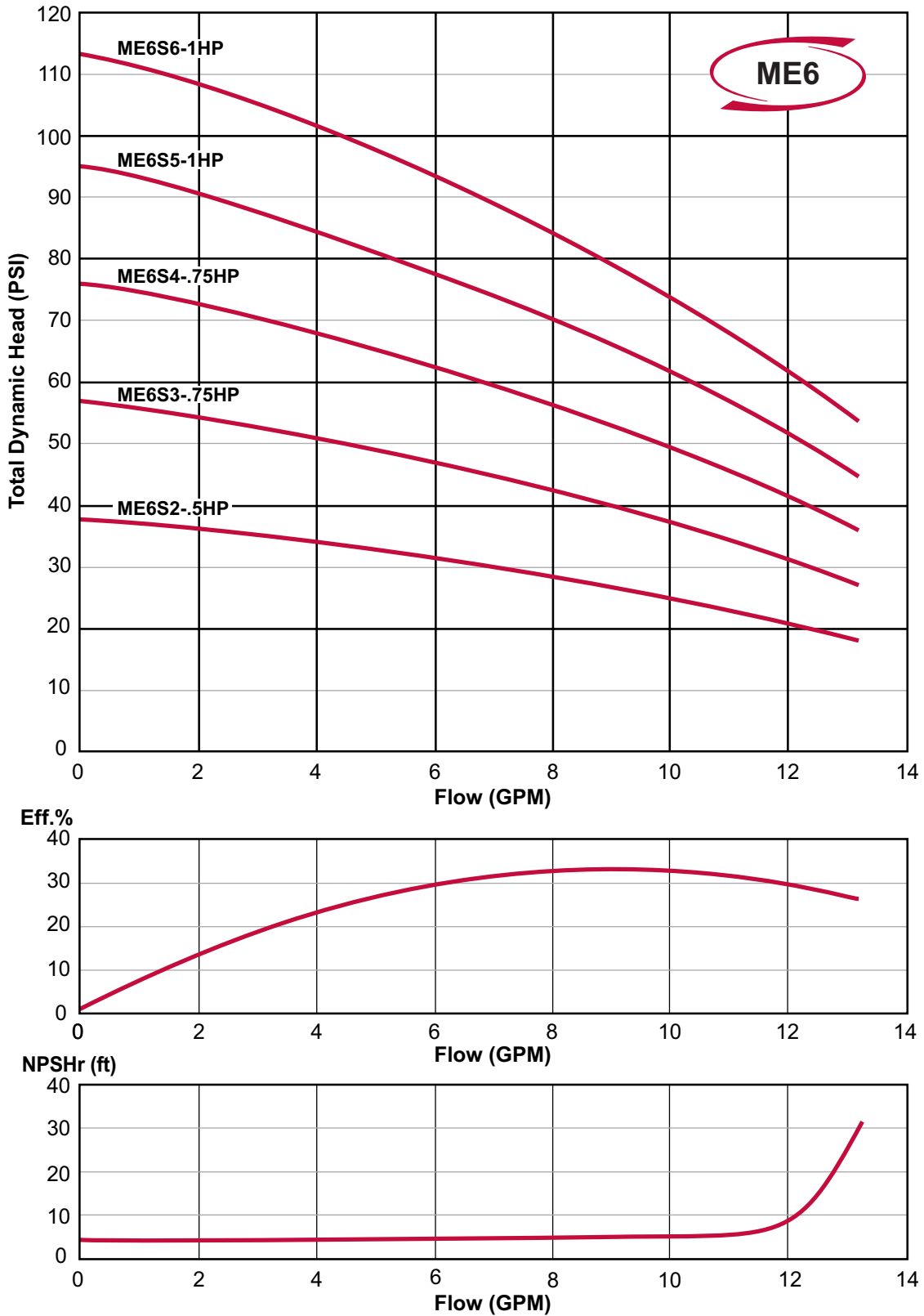
ME SERIES FAMILY CURVES



CONSTRUCTION MATERIALS	
Part	Material
Casing	316 SS
Impeller	316 SS
Shaft	Stainless
Mechanical Seal	Carbon/Ceramic Viton

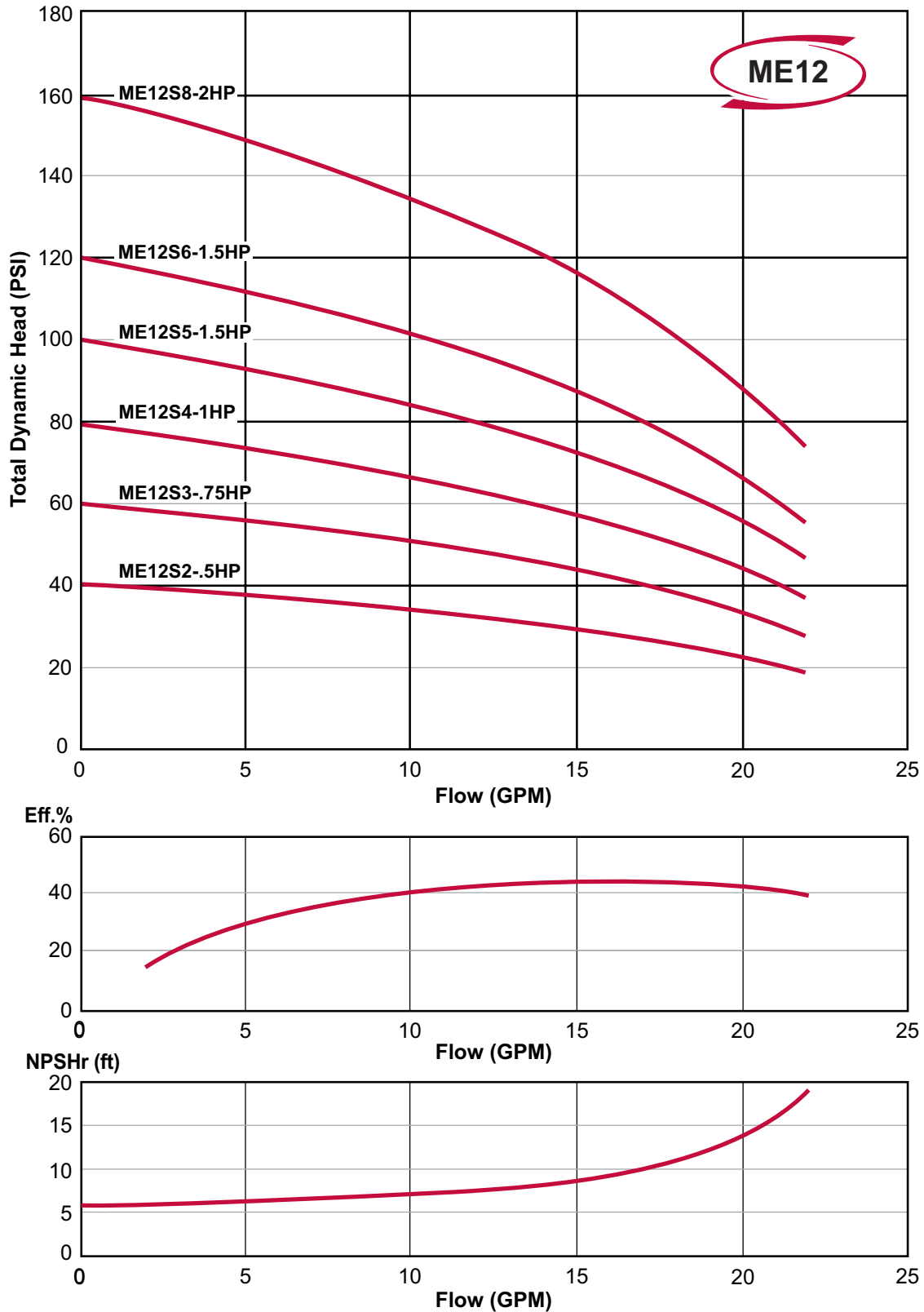
ME SERIES Group Curves

MESeries



ME Series

ME SERIES Group Curves

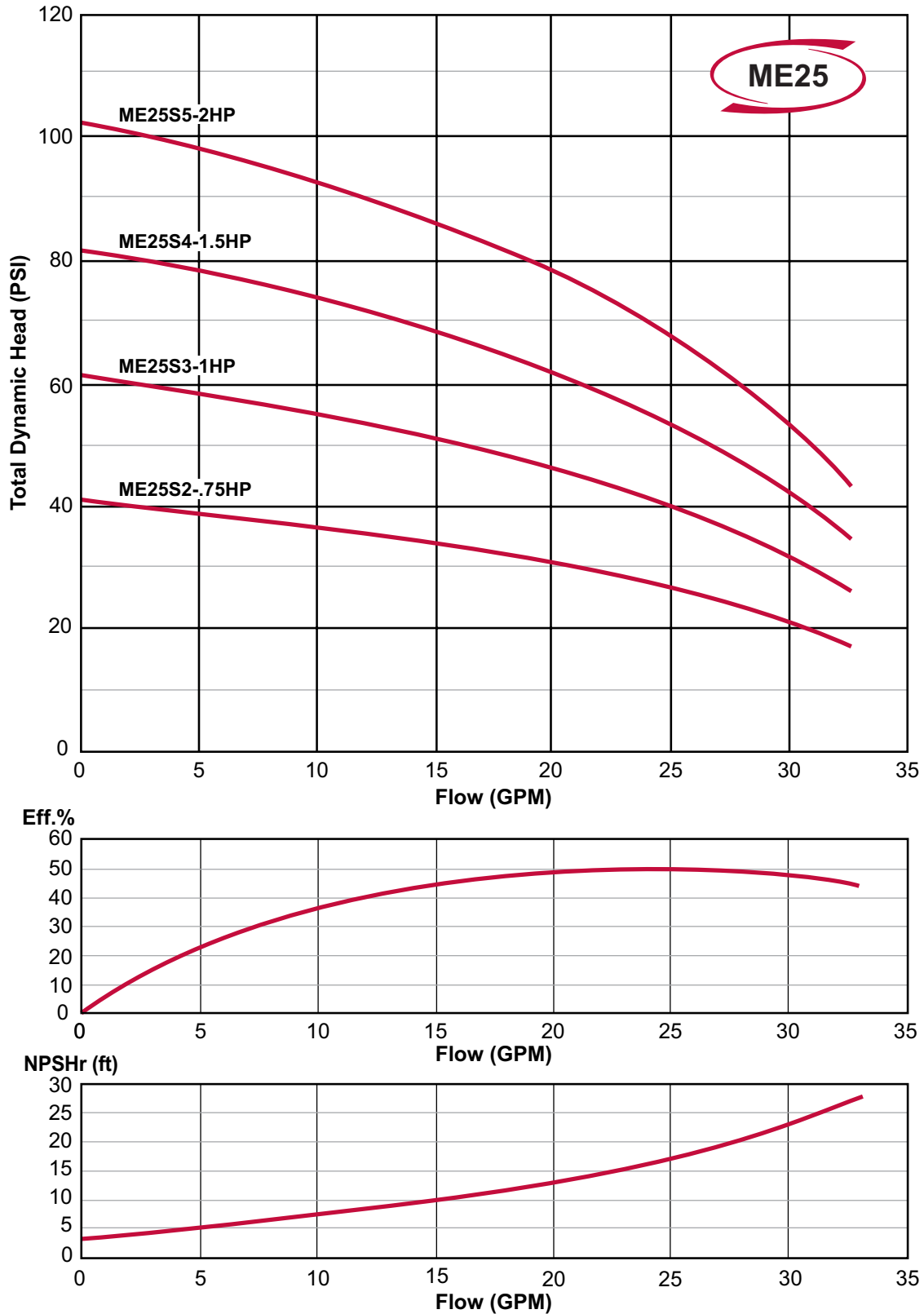




There when you need us most

ME SERIES Group Curves

ME Series

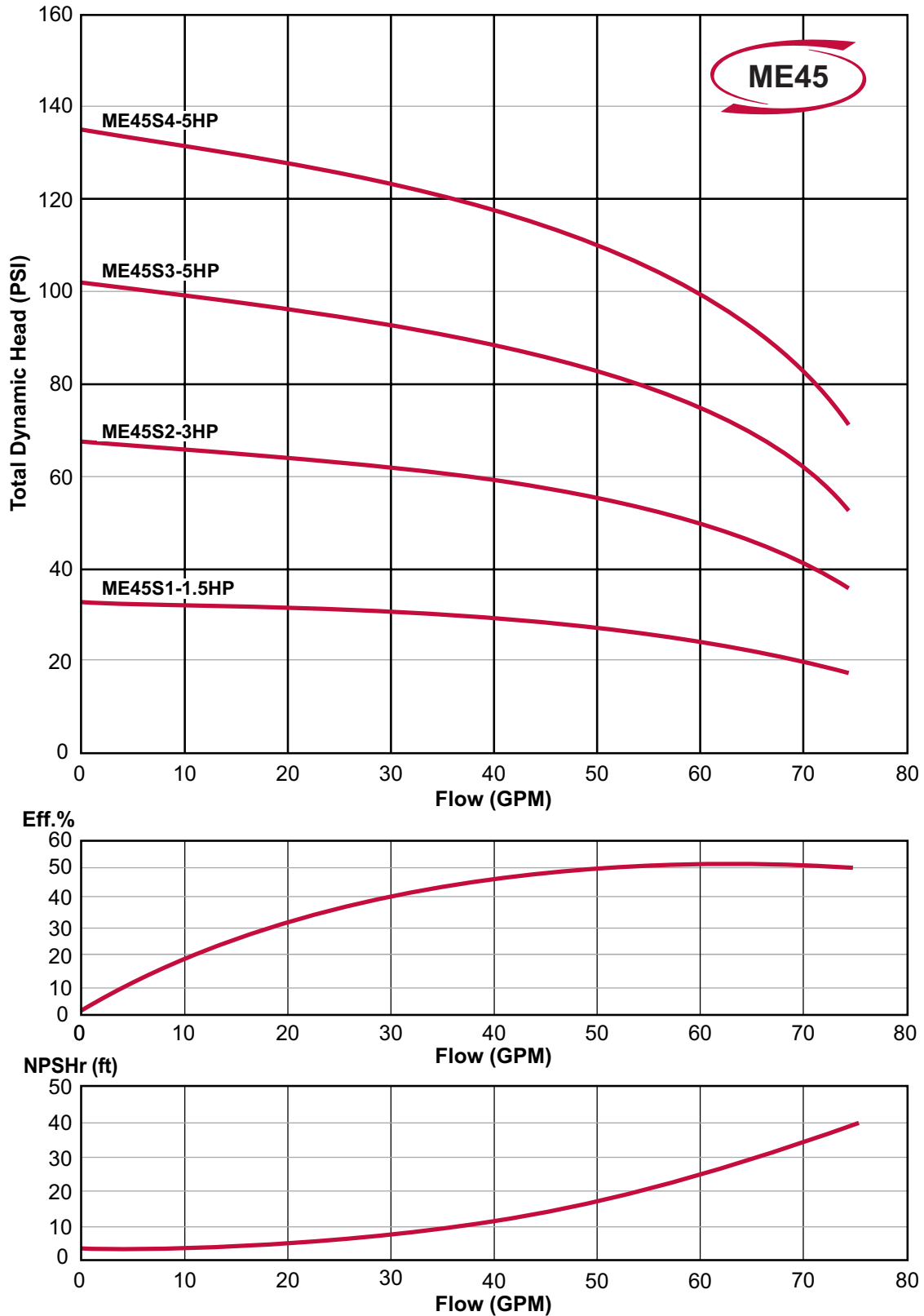




There when you need us most

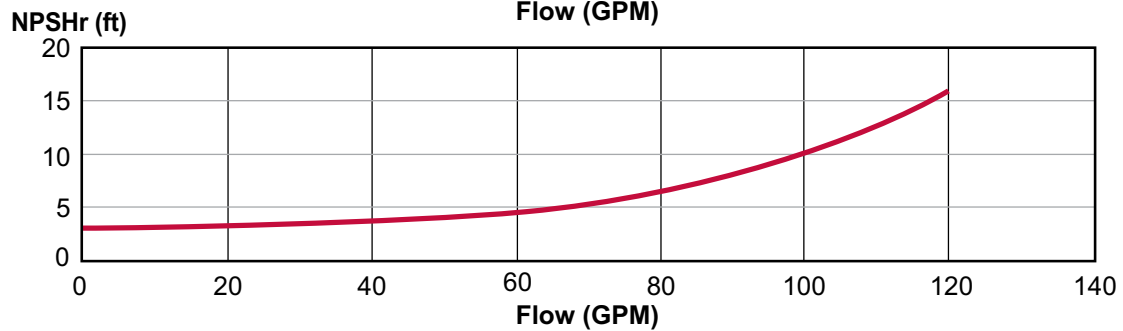
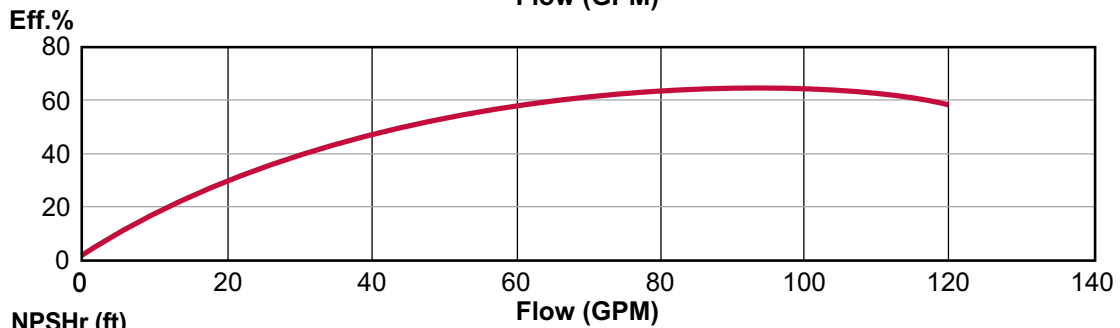
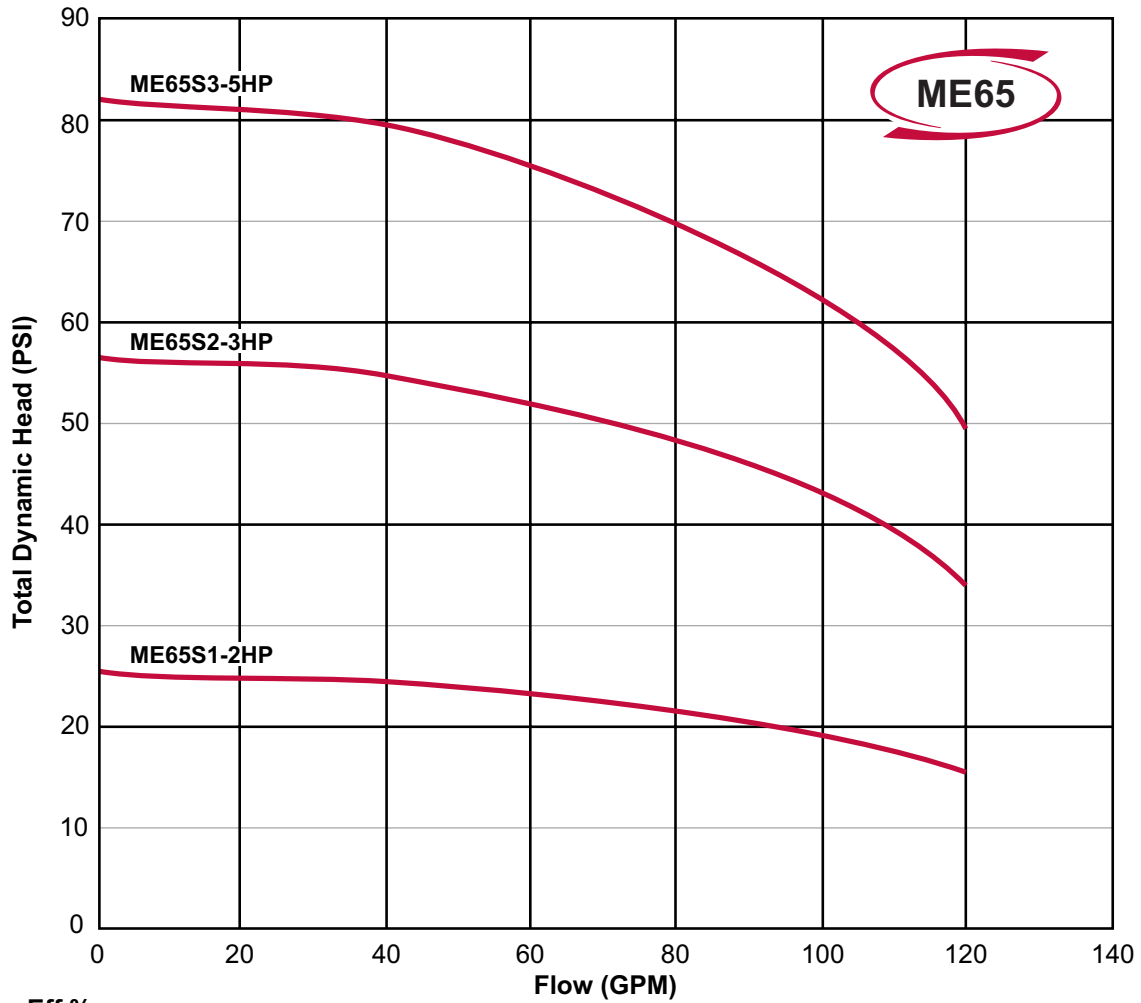
ME Series

ME SERIES Group Curves



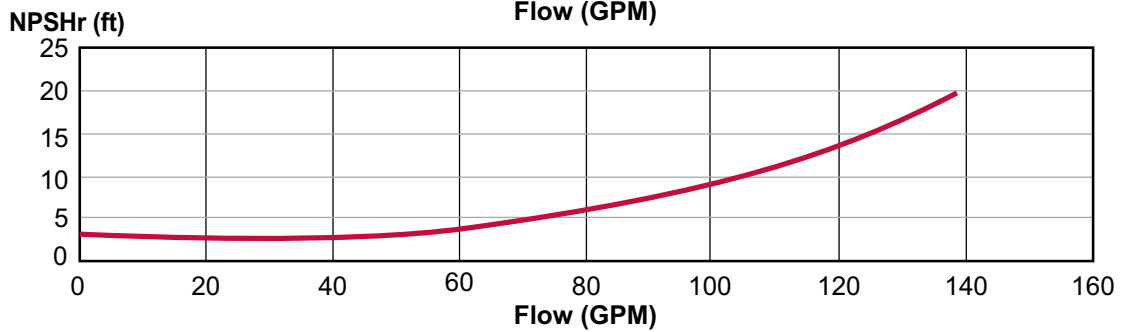
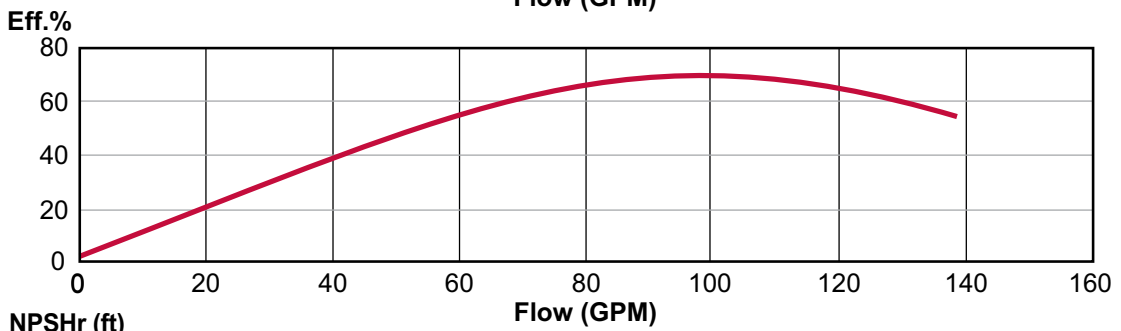
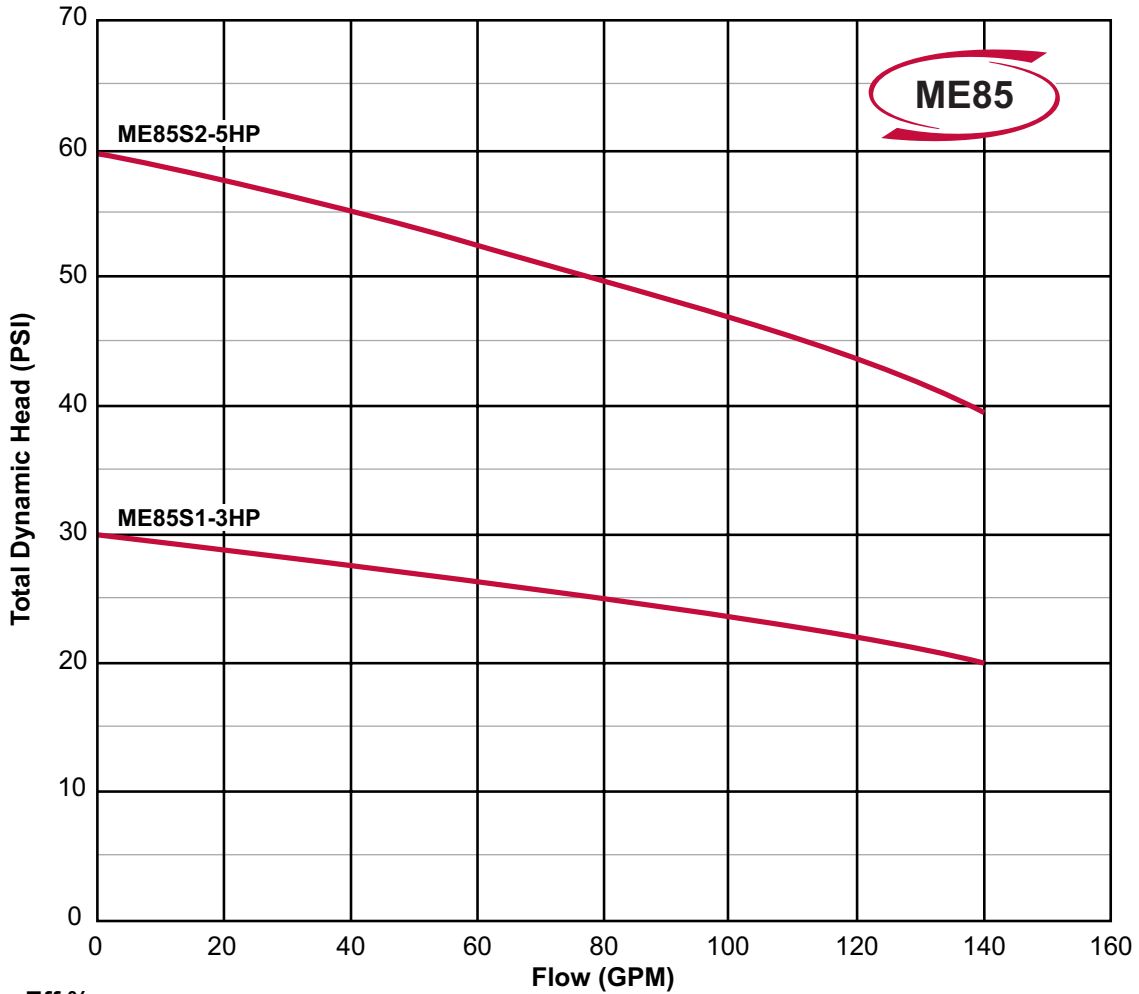
ME SERIES Group Curves

ME Series



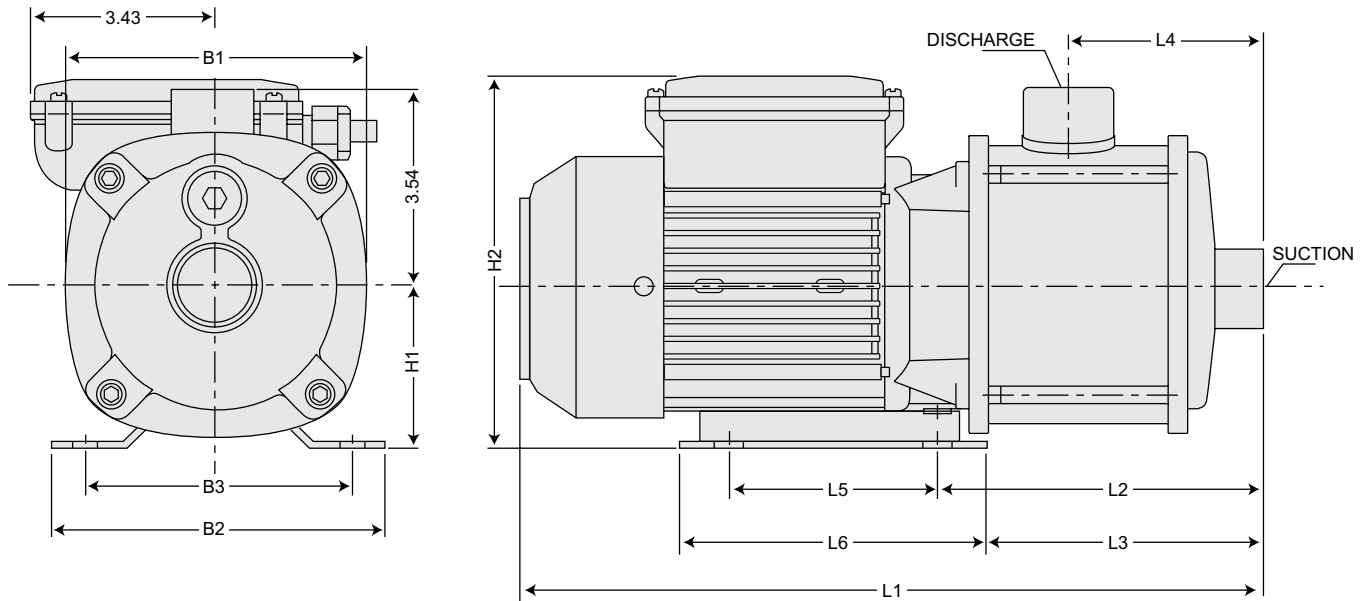
ME Series

ME SERIES Group Curves



ME SERIES Pump and Motor Dimensions

ME Series



Model No.	Suction X Disch.	Dimensions (in.)												
		B1	B2	B3	H1	H2 1PH	H2 3PH	L1	L2	L3	L4	L5	L6	WT Lbs.
ME6-2	1" x 1"	5.518	6.220	4.921	2.953	6.693	6.850	12.638	5.157	4.449	2.835	5.354	-	17.6
ME6-3	1" x 1"	5.518	6.220	4.921	2.953	6.693	6.850	13.780	5.157	4.449	2.835	5.354	-	22.0
ME6-4	1" x 1"	5.518	6.220	4.921	2.953	6.693	6.850	13.780	5.157	4.449	2.835	5.354	-	23.1
ME6-5	1" x 1"	5.518	6.220	4.921	2.953	7.165	7.402	15.079	6.575	5.866	4.252	6.102	-	24.2
ME6-6	1" x 1"	5.518	6.220	4.921	2.953	7.165	7.402	16.500	7.992	7.283	5.670	6.102	-	27.5
ME12-2	1" x 1"	5.518	6.220	4.921	2.953	6.693	6.850	12.638	5.157	4.449	2.835	3.780	5.354	17.6
ME12-3	1" x 1"	5.518	6.220	4.921	2.953	6.693	6.850	13.780	5.157	4.449	2.835	3.780	5.354	22.0
ME12-4	1" x 1"	5.518	6.220	4.921	2.953	7.165	7.402	14.370	5.866	4.921	3.543	3.780	6.102	25.3
ME12-5	1" x 1"	5.518	6.220	4.921	2.953	7.283	7.402	15.078	6.575	5.630	4.252	3.780	6.102	27.5
ME12-6	1" x 1"	6.102	7.001	5.112	3.543	9.055	8.307	17.560	9.567	8.977	5.670	4.921	6.102	30.8
ME25-2	1.25" x 1"	5.512	6.220	4.921	2.953	7.165	7.402	13.661	5.157	4.216	2.835	3.780	6.102	23.1
ME25-3	1.25" x 1"	5.518	6.220	4.921	2.953	7.165	7.402	13.661	5.157	4.213	2.835	3.780	6.102	25.3
ME25-4	1.25" x 1"	5.512	6.220	4.921	2.953	7.165	7.402	14.370	5.866	4.921	3.543	3.780	6.102	27.5
ME25-5	1.25" x 1"	5.512	6.220	4.921	2.953	8.897	8.346	16.142	8.150	7.560	4.252	4.921	6.102	37.4
ME45-1	1.5" x 1.5"	6.220	4.921	-	3.937	8.425	8.543	16.220	7.874	3.780	3.937	-	-	57.2
ME45-2	1.5" x 1.5"	7.835	6.299	-	3.937	9.606	8.346	17.638	7.874	5.512	3.937	-	-	28.6
ME45-3	1.5" x 1.5"	7.835	6.299	-	4.134	-	9.921	19.094	8.740	5.512	3.937	-	-	50.6
ME45-4	1.5" x 1.5"	7.835	6.299	-	4.134	-	9.921	20.276	9.921	5.512	3.937	-	-	57.2
ME65-1	2" x 2"	6.221	4.921	-	3.937	-	-	17.283	9.055	3.780	-	-	-	37.2
ME65-2	2" x 2"	7.835	6.299	-	3.937	-	-	17.283	9.055	5.512	-	-	-	54.6
ME65-3	2" x 2"	7.835	6.299	-	4.134	-	-	20.197	9.921	5.512	-	-	-	58.1
ME85-1	2" x 2"	6.221	4.921	-	3.937	-	-	17.283	9.055	5.512	-	-	-	54.6
ME85-2	2" x 2"	7.835	6.299	-	4.134	-	-	20.197	5.512	9.921	-	-	-	53.7



There when you need us most

(800) 769-7867

8417 New Hampshire Ave. | St. Louis, MO 63123

Web: webtrol.com | **E-mail:** customerservice@webtrol.com | **Fax:** (314) 631-3738

WEBTROL is a Division of Weber Industries, Inc.